

TIPS & SECRETS

— TO GOLFING IN —

JACKSON, MI



experience
jackson.com



#JacksonMI



Welcome to Jackson, MI! Here you will find over 20 golf courses to test your skills, challenge your friends, and enjoy the beauty of the game. Our greens are well groomed, the fairways are long, holes can be tricky, but the scenery is breathtaking.

This guide is designed to give you tips and secrets of our top courses.



CHOOSE A COURSE

Arbor Hills



Cascades



Calderone



The Grande



Sharp Park Golf Course




Arbor Hills

GOLF CLUB


• *TIPS AND SECRETS TO GOLFING IN JACKSON, MI* •

◆ 354 ◇ 310 ◆ 310 ◆ 287



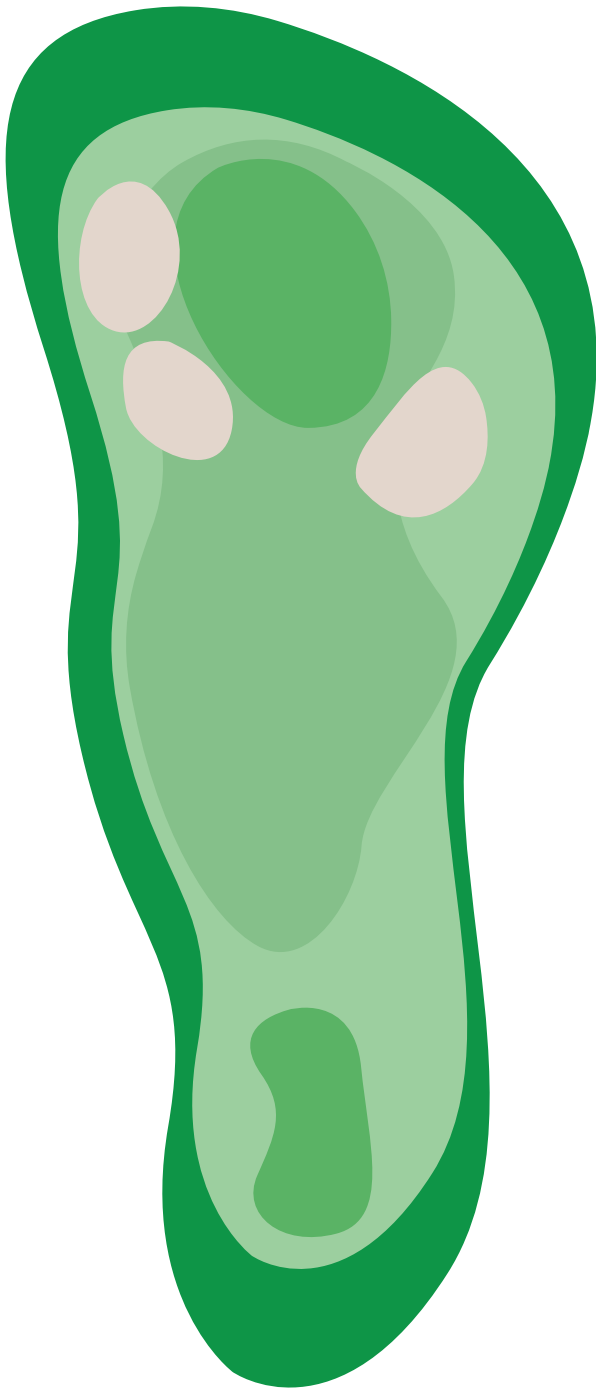
Hitting the fairway is key to starting your round at Arbor Hills. The first hole has a small green sloped away from the fairway. Slight turn to the right suggests keeping it on the left side of this fairway.

◆ 504 ◇ 495 ◆ 439 ◆ 439




Hitting the fairway is key to starting your round at Arbor Hills. The first hole has a small green sloped away from the fairway. Slight turn to the right suggests keeping it on the left side of this fairway.

◆ 191 ◇ 178 ◆ 178 ◆ 166



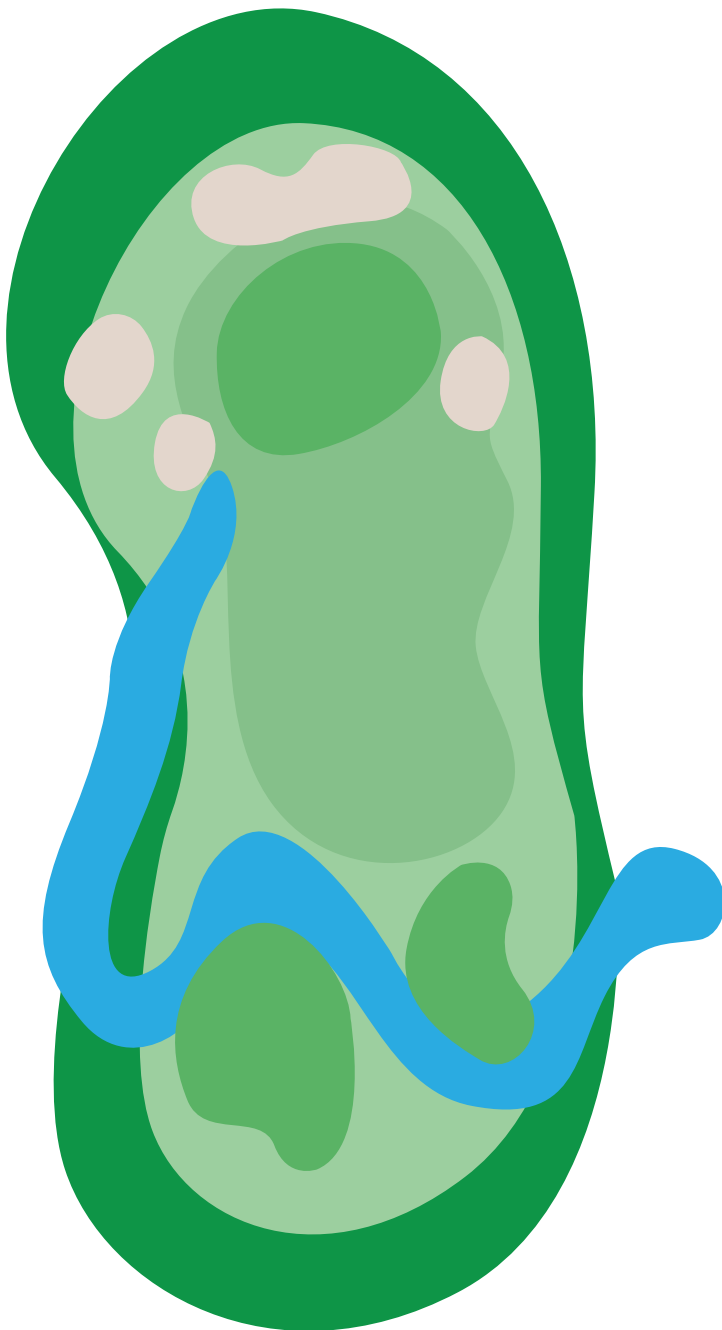
Play to the center of this green. A downhill shot will take ½ a club off your distance.

◆ 390 ◇ 387 ◆ 301 ◆ 301




Stay in the fairway on this par 4. The stream crossing and running alongside this hole makes for a difficult second shot coming from the rough.

◆ 138 ◇ 117 ◆ 117 ◆ 107




The shortest par 3 on the course. Stay below this hole location.
The green slopes back to front.

◆ 529 ◇ 477 ◆ 377 ◆ 377




Stay to the left side of this fairway if you want a chance to go for it in 2. A large tree guards the green on the right side.

◆ 429 ◇ 428 ◆ 360 ◆ 274




Stay in the short grass on this drive. Trees guard the fairway on both sides. Hit to the side that the pin is on due to a ridge that runs through the middle of the green.

◆ 391 ◇ 373 ◆ 301 ◆ 301



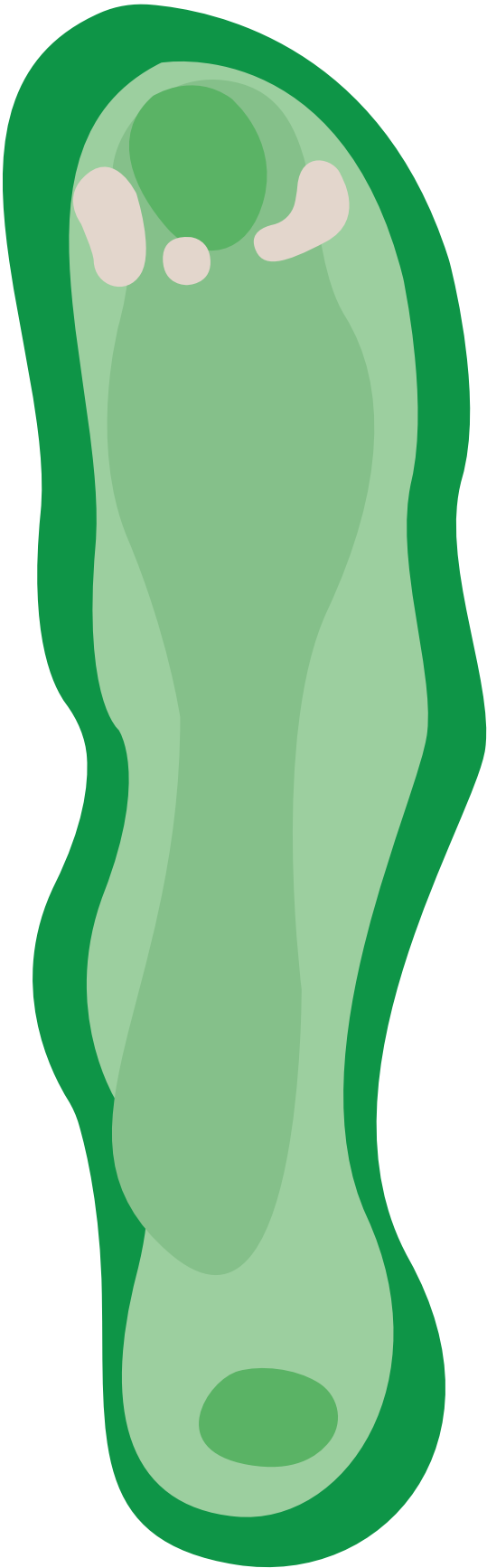
Strait forward par 4. Trees down both sides of the fairway to a small green. Don't miss right, the green side bunker makes for a difficult up and down.

◆ 370 ◇ 360 ◆ 360 ◆ 351




This blind tee shot will put a premium on hitting the fairway. Trees down the right side rewards a left center tee shot. One of the smaller greens on the course, you have to be precise with your approach shot. Bunkers and the parking lot are intimidating sights for your approach shot.

◆ 170 ◇ 163 ◆ 163 ◆ 154



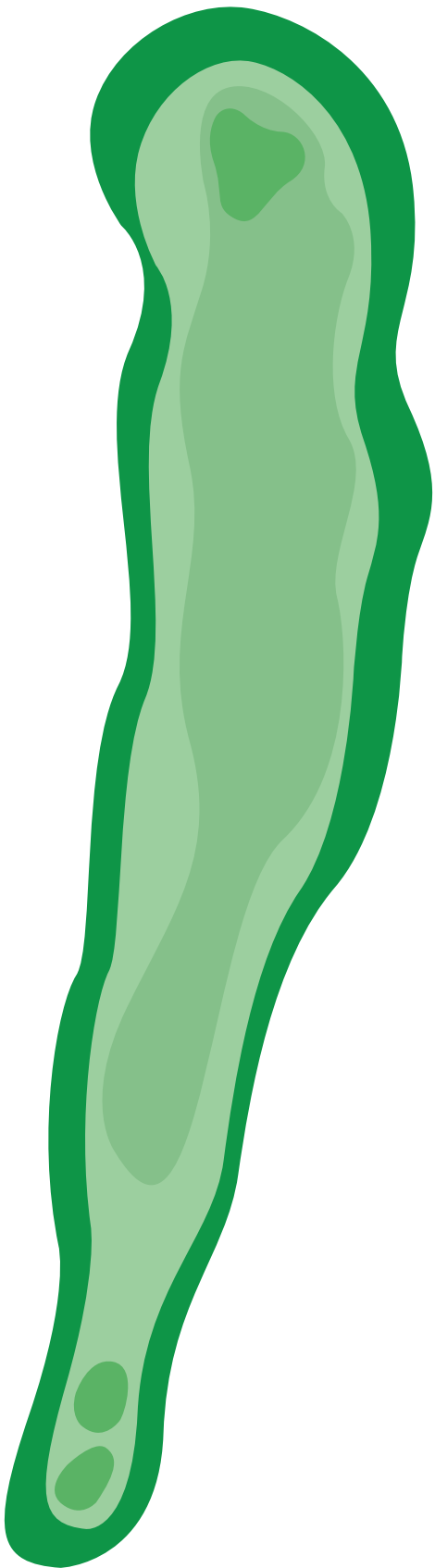
This par three green is very difficult to maneuver from the wrong position. You want to be on the front portion of the green no matter where the pin is located.

◆ 358 ◇ 351 ◆ 351 ◆ 349




Right center of the fairway is best. Trees guard the left hand side of this shorter par 4.

◆ 576 ◇ 555 ◆ 392 ◆ 392




The longest hole on the course. You will need 2 great shots to start this hole. With a large tree in the middle of the fairway, the right side is optimal for position. The green slopes back to front and right to left.

◆ 159 ◇ 148 ◆ 148 ◆ 138




Medium range par 3. Go for the center of this green.
Long is not an option.

◆ 514 ◇ 499 ◆ 427 ◆ 427




The second par 5 on the back nine is gettable. The hole moves slightly to the left so keep your drive in the left center of this fairway. Well struck drive will allow a player to go for it in 2. The green is guarded by a bunker on each side.

◆ 318 ◇ 308 ◆ 308 ◆ 298




The shortest par 4 on the course is a layup for most. This very sloping green is guarded by 2 bunkers in the front to catch anyone trying for the green on the drive.

◆ 389 ◇ 379 ◆ 292 ◆ 292




There is a 90 degree dog leg at the 250 yard mark. Stay to the right center of this fairway to have a good chance at hitting this small green.

◆ 217 ◇ 208 ◆ 174 ◆ 174



The longest par 3 on the course. Not a difficult lay out, just long in distance. One bunker on the left is the only trouble on this hole.

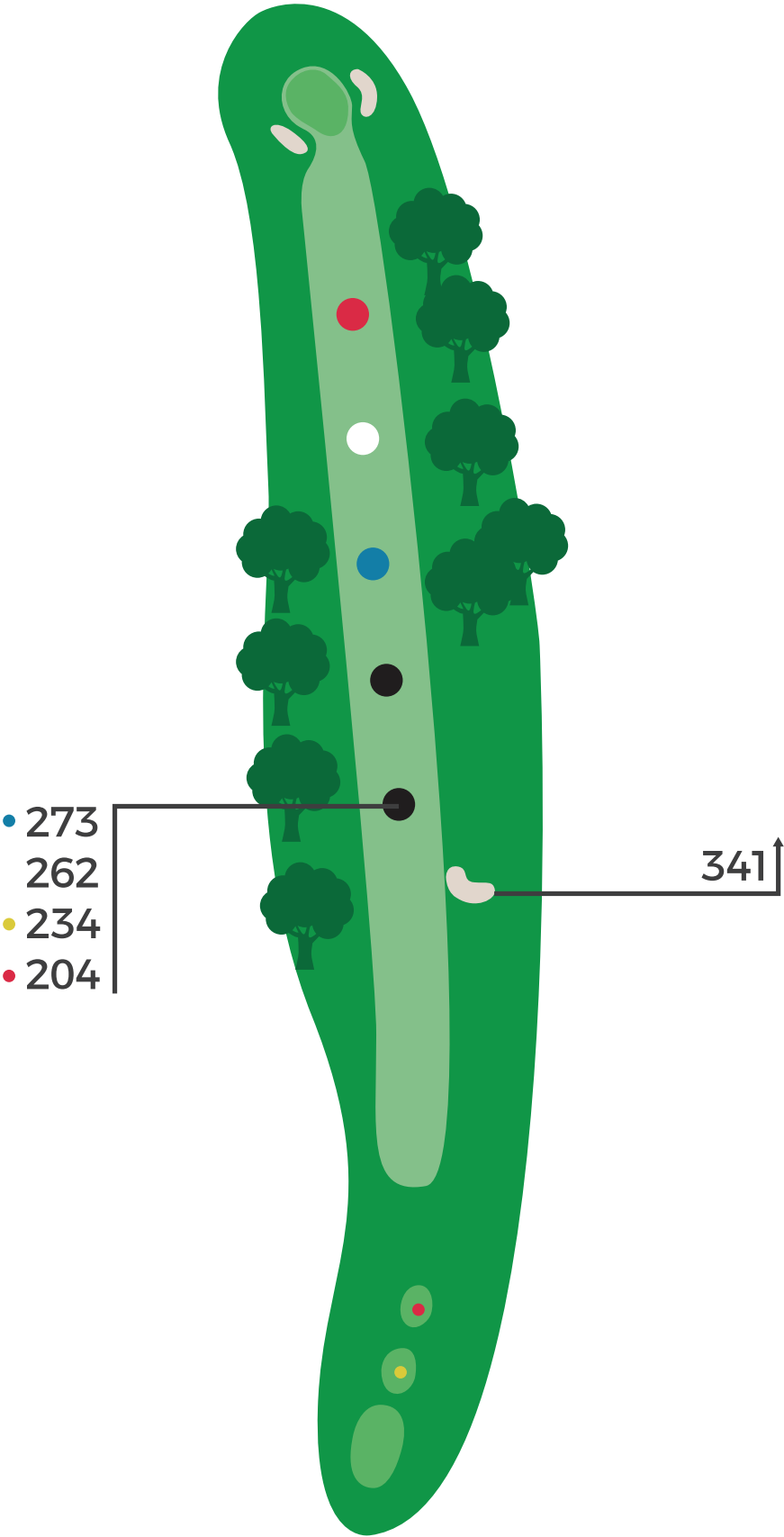
◆ 516 ◇ 507 ◆ 455 ◆ 455



Stay on the left side of this par 5 dogleg to the right. Slightly up hill on the second shot, this hole is a great finisher. A good drive leaves you with a decision. Bunkers short will grab any inaccurate shots heading into the green. The largest green on the course slopes from right to left away from the clubhouse.

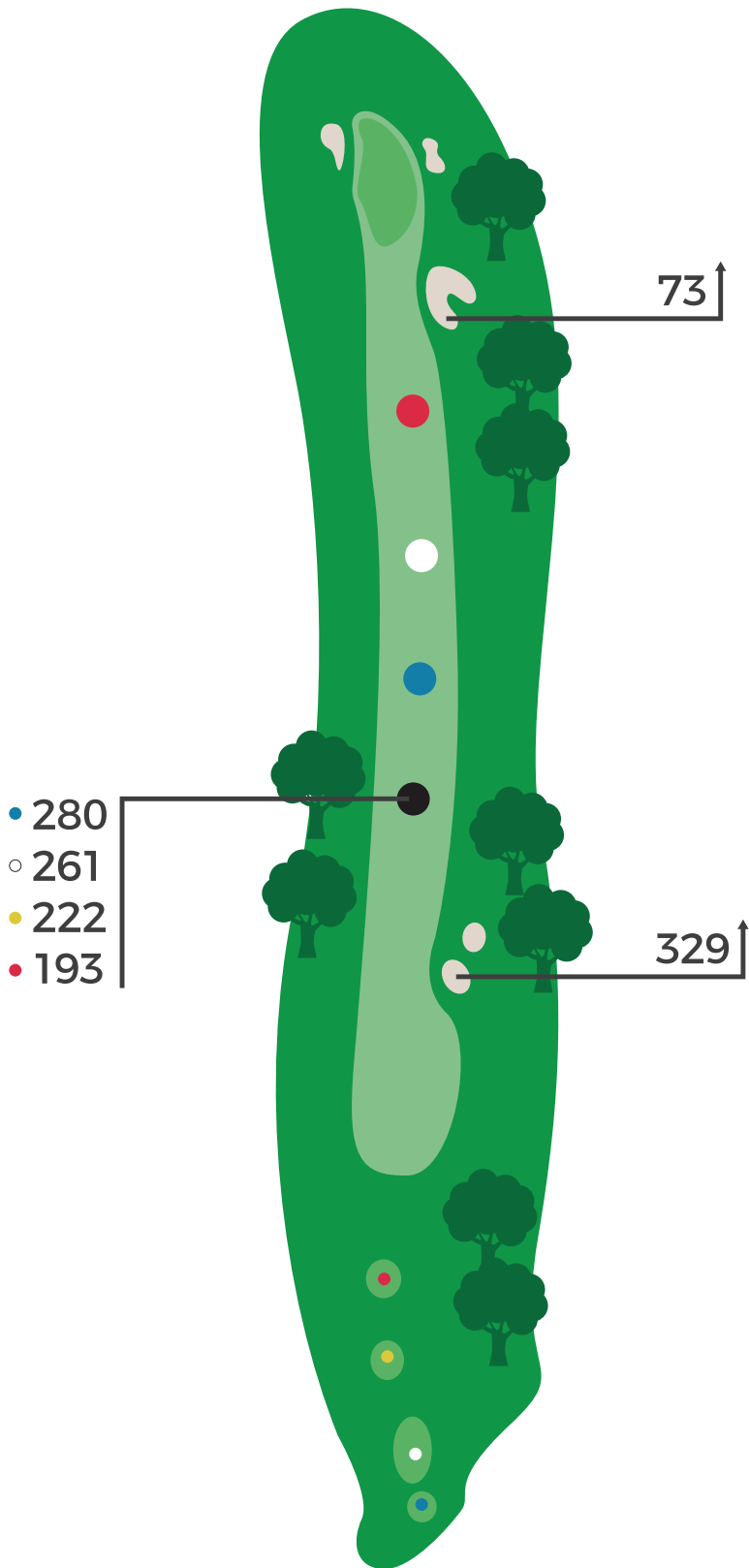


◆ 573 ◆ 562 ◆ 531 ◆ 504



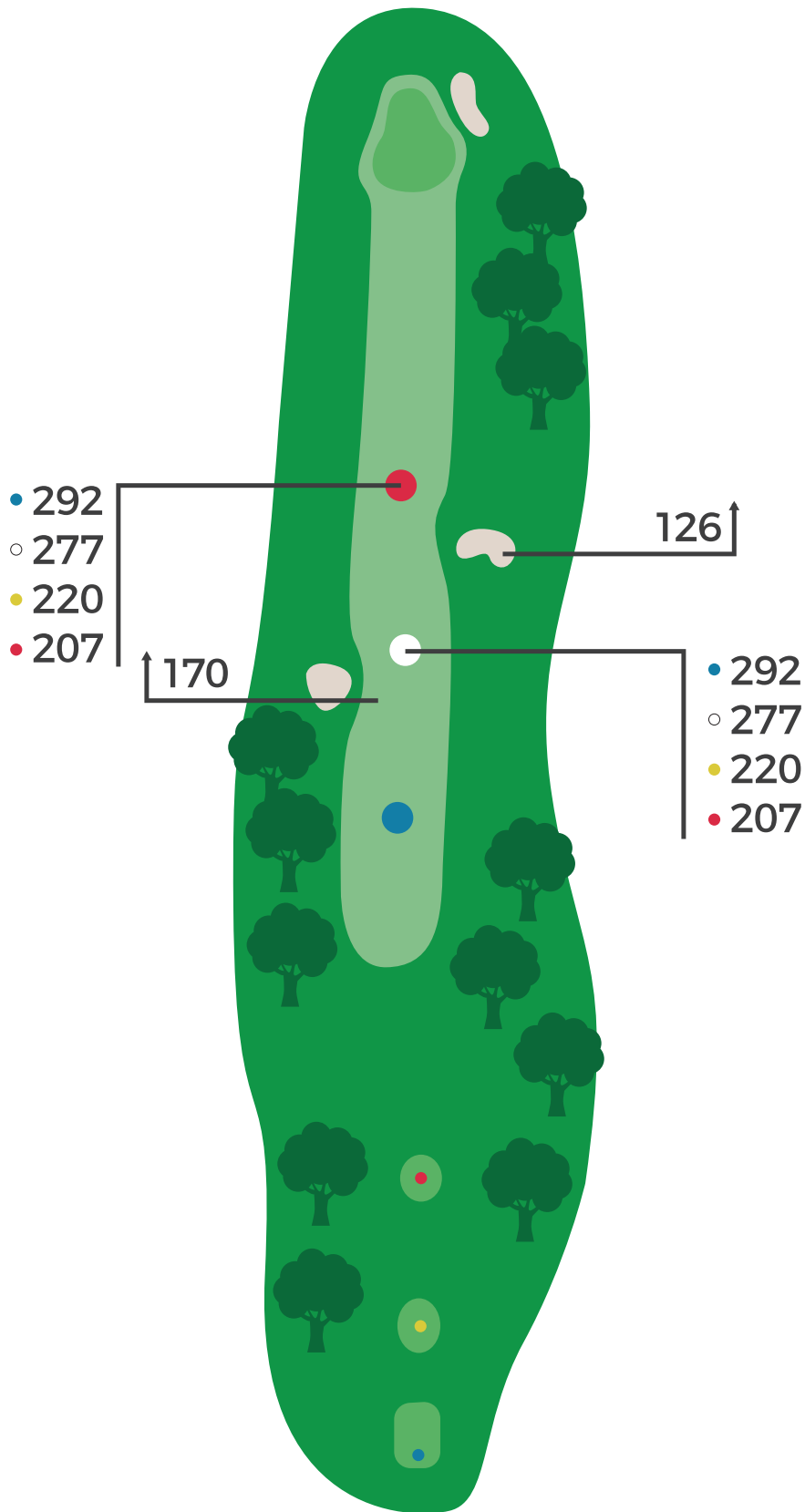
The opening hole at the Cascades, is the first of back-to-back par fives. Playing downhill from tee to the green, the longest hole on the course, will play much shorter than its 573 yards from the back tees. With trees lining the entire left side of the fairway, a player is wise to play down the right side of the fairway.

◆ 530 ◆ 511 ◆ 472 ◆ 443



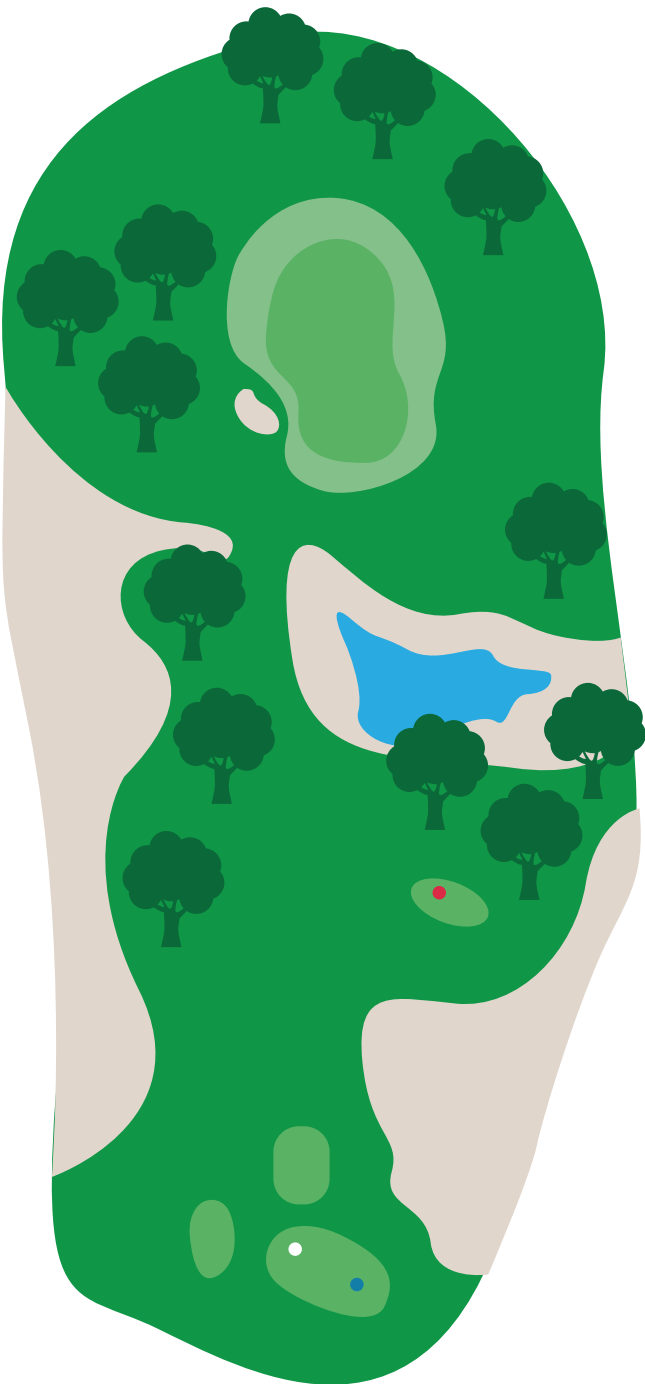
The second par five, is a great test of skill and strategy. This par 5 is very reachable in two, with a good drive that carries the crest of the hill, some 250 yards off the tee, players will be left with less than 250 yards to one of the smallest, most undulated greens on the golf course. Players missing the green with their approach shot will be scrambling to make par

◆ 382 ◆ 375 ◆ 320 ◆ 307



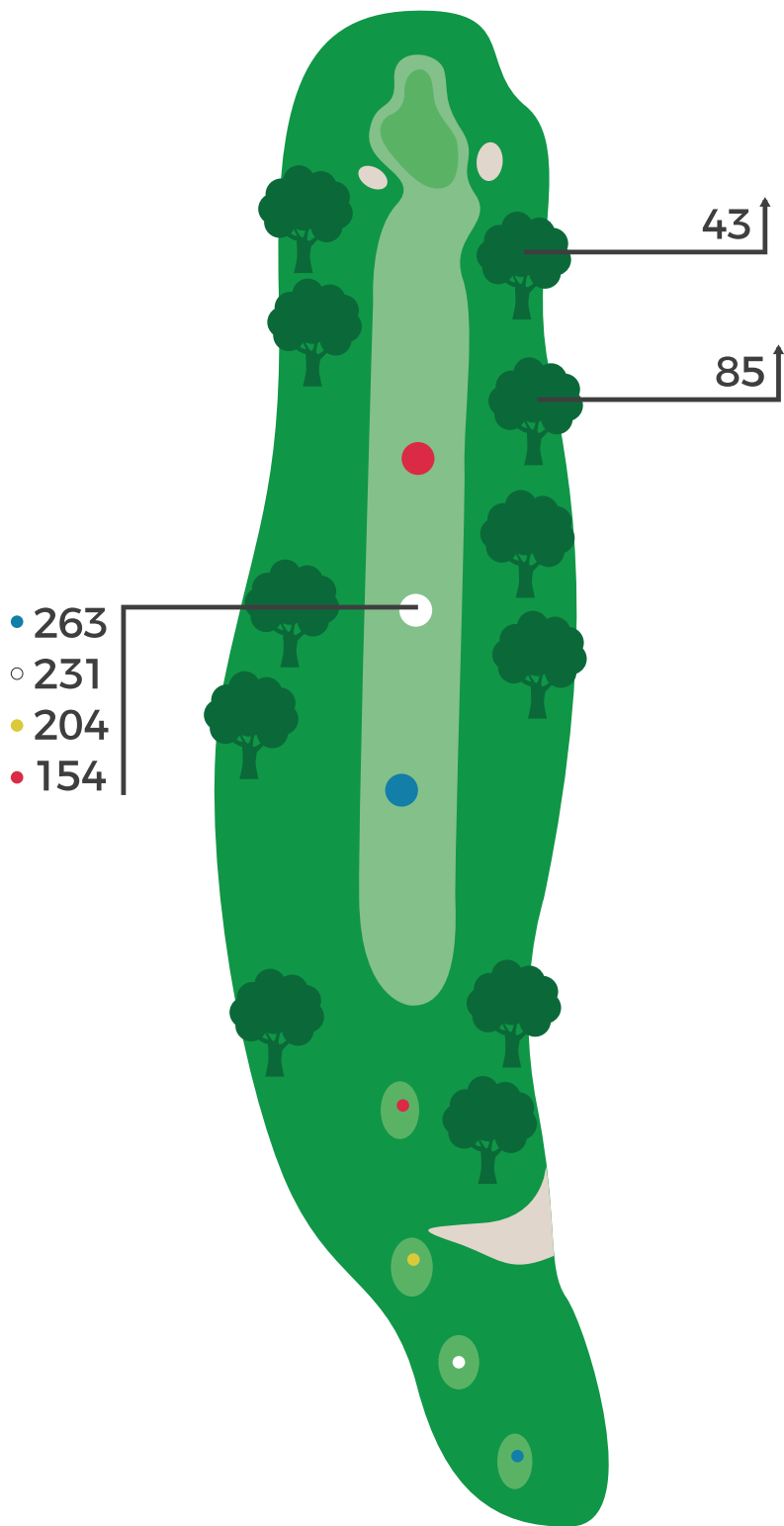
This downhill par 4 will be a test of your distance control. With out-of-bounds left, and trees right, a good drive is needed to set up a mid to short iron approach. A players ability to control distance will be tested on their approach shot, due to the severe ridge that bisects this green.

◆ 191 ◆ 184 ◆ 177 ◆ 119



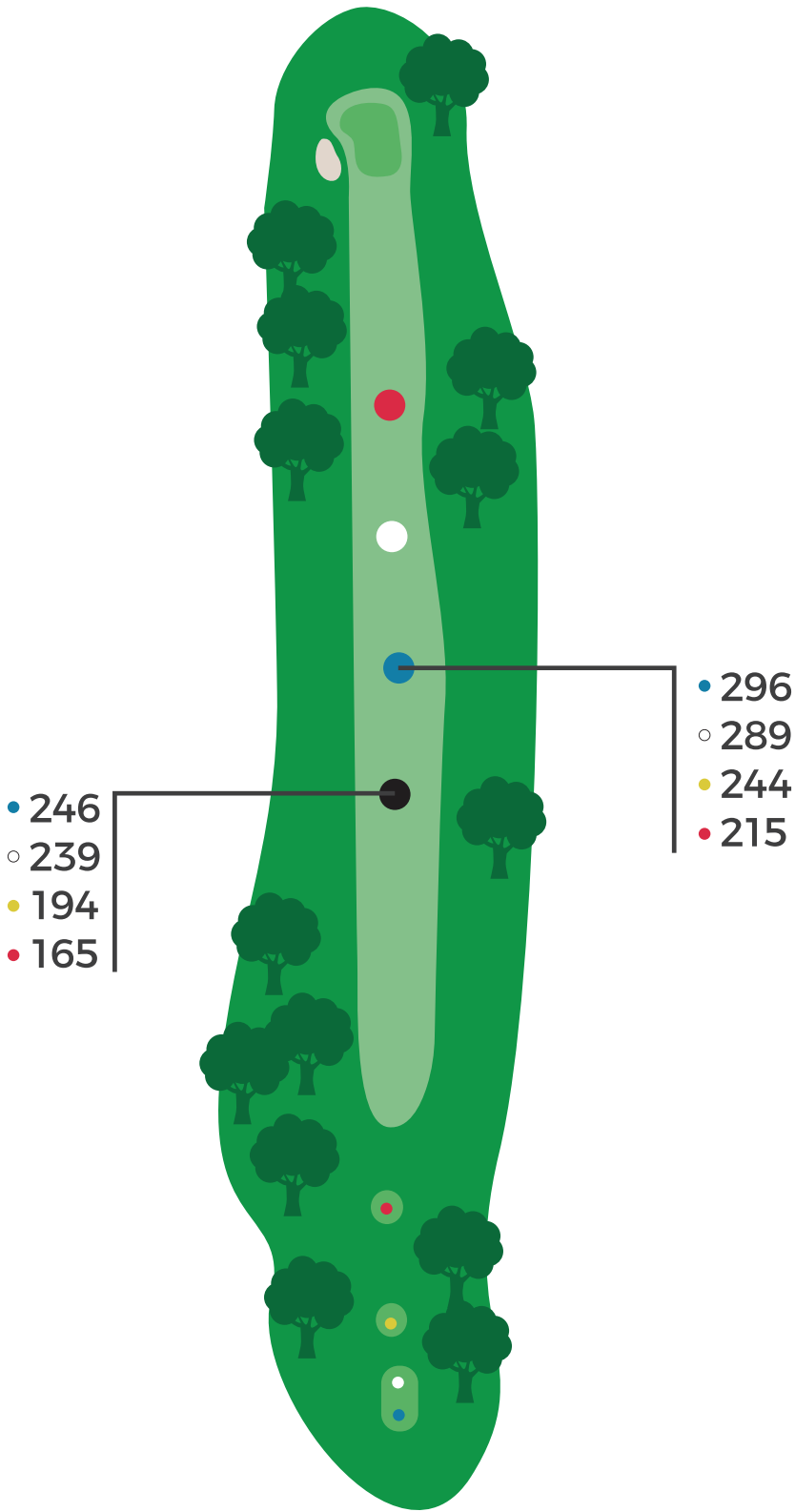
The first of four par 3's at the Cascades, is played over water from an elevated tee. Like most greens at the Cascades, the fourth has a large ridge that separates the left and right sides of the green. With large trees and a green side bunker, club selection and a player's ability to work the ball, will make the difference between making a two putt par and chipping out from under the trees.

◆ 408 ◆ 381 ◆ 354 ◆ 304



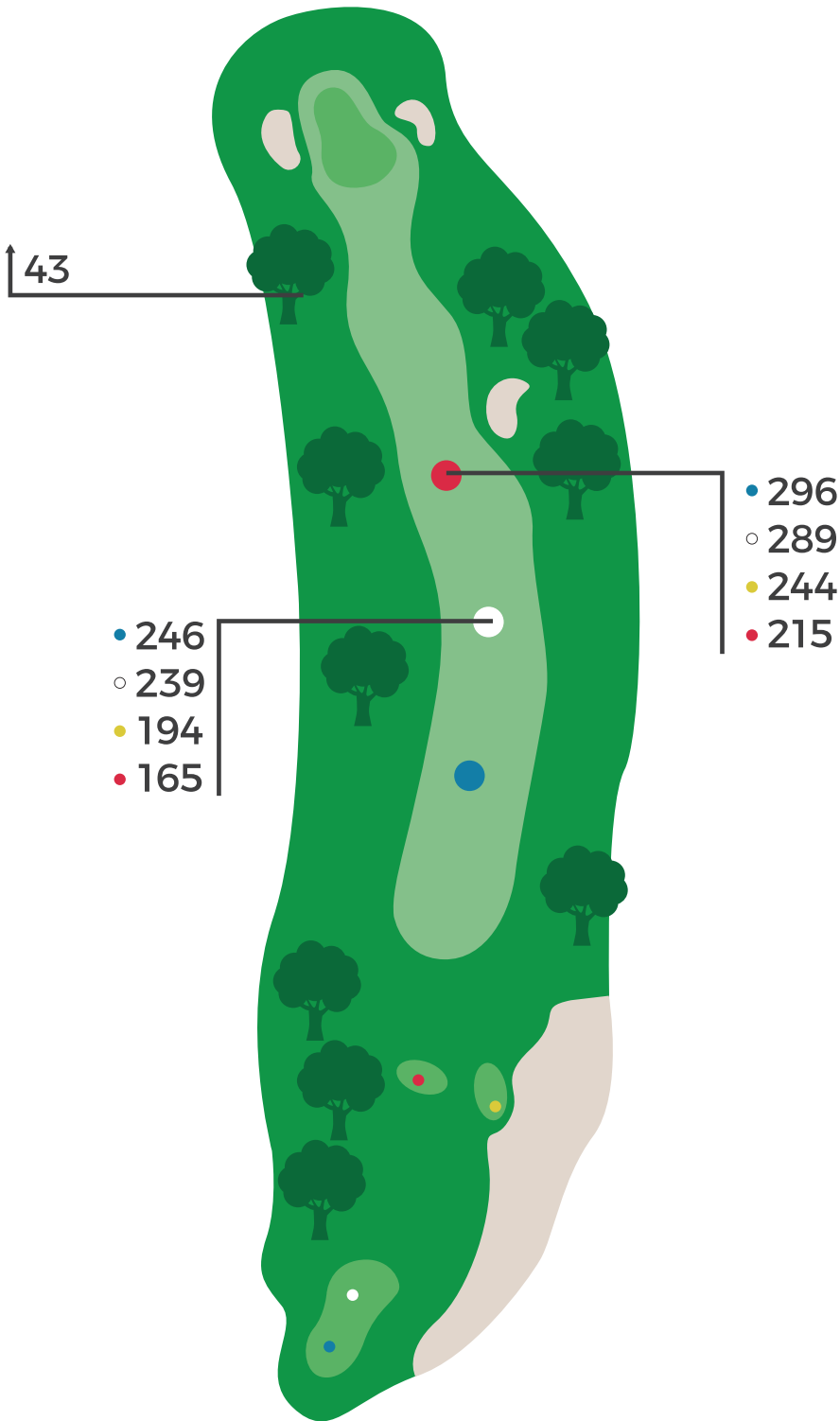
This par 4 is the most challenging driving hole on the front nine. With out-of-bounds less than 15 yards from the left side of the fairway, and trees lining the right, can make this tee shot very intimidating. Should your tee shot find the fairway, you will be left with a blind approach shot to a large multi-tiered green. Par is always a good score on hole number 5

◆ 496 ◆ 489 ◆ 444 ◆ 415



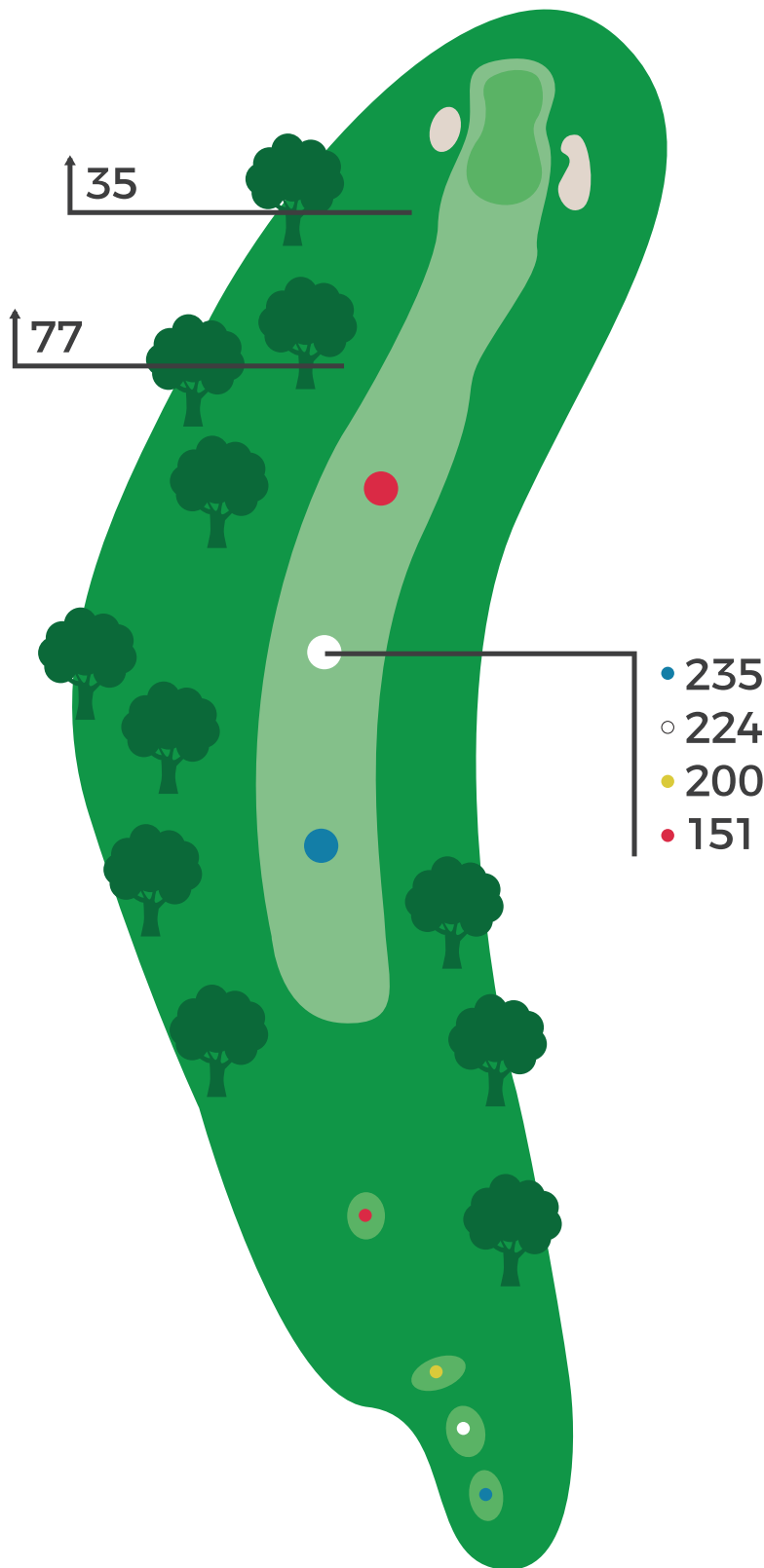
This is the shortest par five on the course. However, playing uphill and lined with large trees and several sets of grass bunkers, this hole is by no means an easy par. With a large ridge separating the right and left sides of the green and a bunker protecting the left side, players must be accurate with their approach shot to be rewarded with a birdie chance.

◆ 373 ◆ 360 ◆ 308 ◆ 289



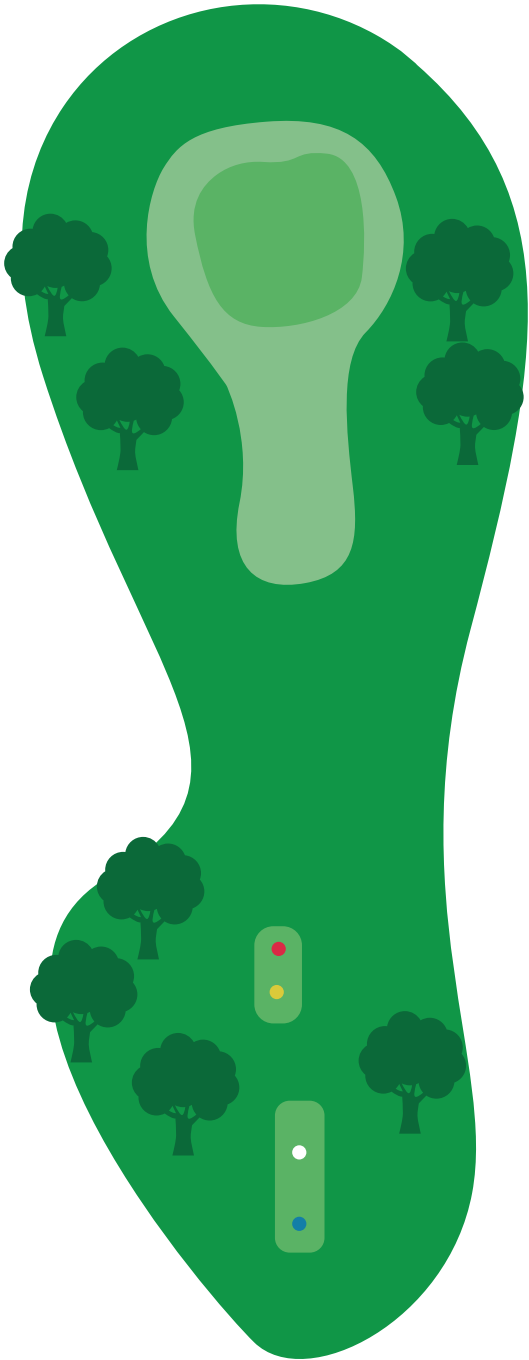
This downhill dog-leg left par 4, is another of Cascades great risk/reward type holes. With only 200 yards needed from the championship tees to reach the corner of the dog-leg, a player can take a more aggressive target and try to drive the ball right down in front of the elevated green. Players choosing the more aggressive line, must carry trees and avoid playing through the fairway and into a bunker 90 yards from the green on the right side of the fairway.

◆ 385 ◆ 374 ◆ 350 ◆ 301



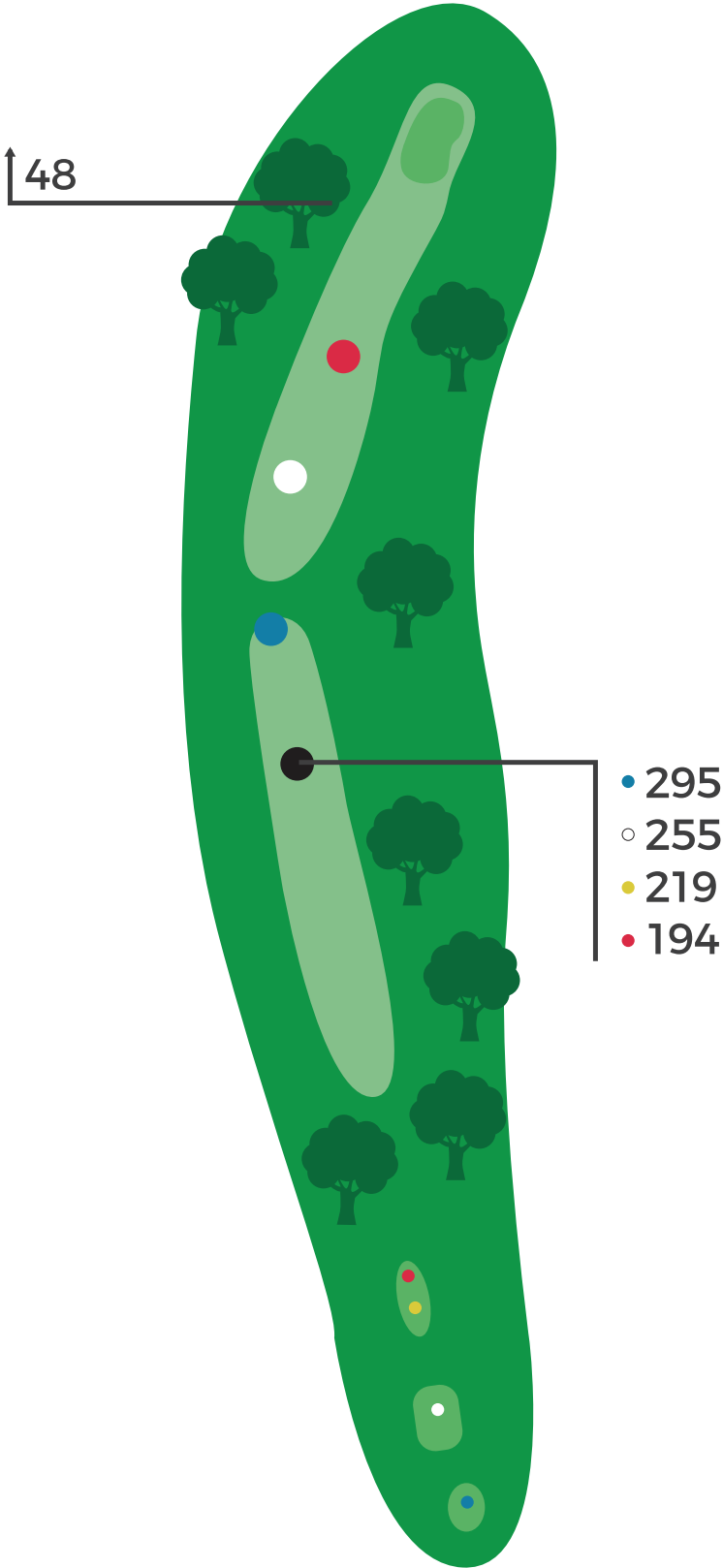
With out-of-bounds left, trees protecting the right, and a valley down the middle of the fairway, it is easy to see why this dog-leg right par 4 is the No. 1 handicap hole on the course. However, what makes this hole so demanding is the green. Crowned and severely sloping from back to front, players leaving their approach shot above the hole maybe chipping on their next shot.

◆ 184 ◆ 174 ◆ 160 ◆ 125



This par 3 is the only par 3 on the course that does not have bunkers and water. However, the green is surrounded by large, mature pines on three sides. The green slopes from front to back, making front pin locations very difficult.

◆ 513 ◆ 505 ◆ 469 ◆ 444



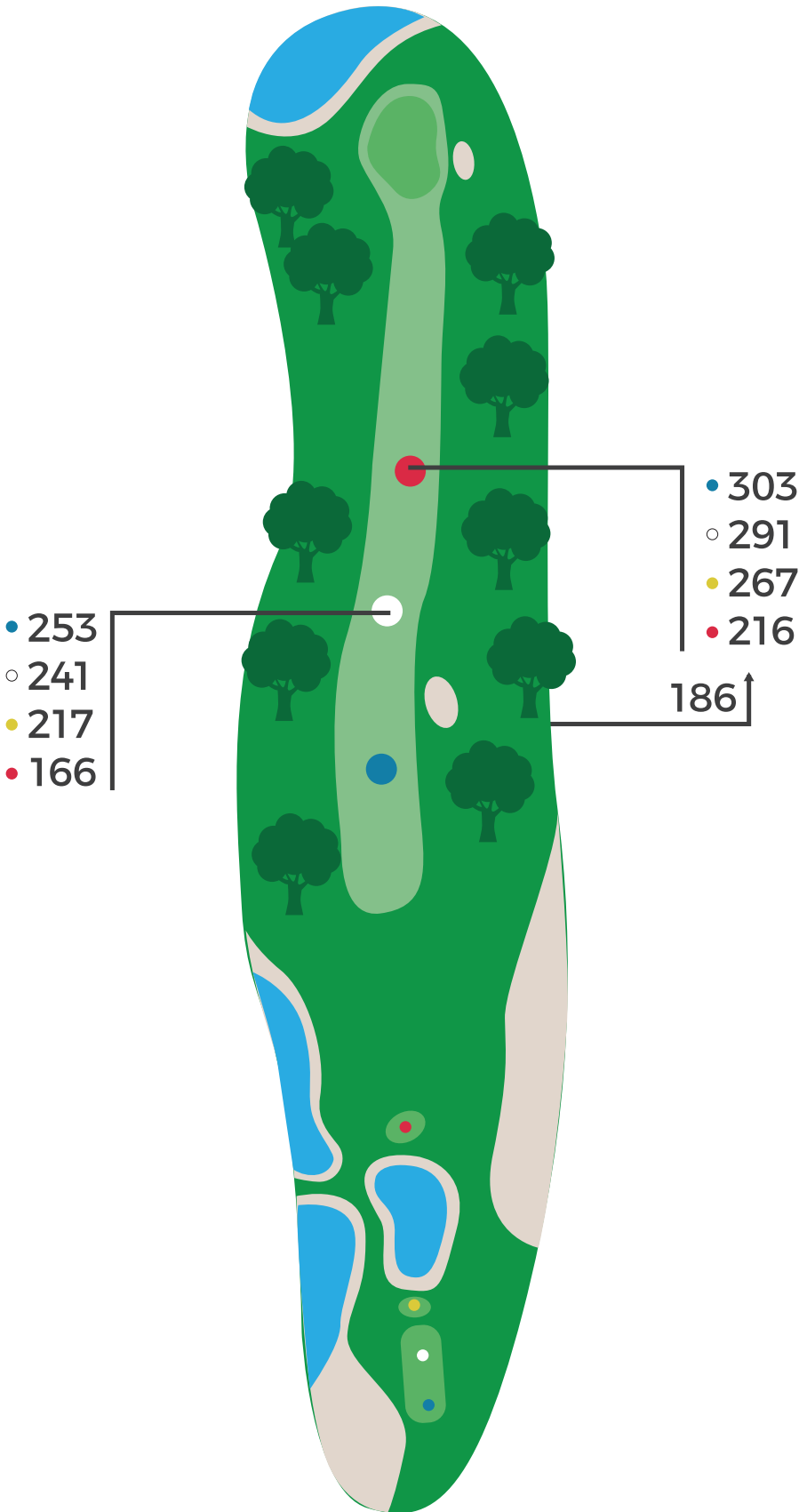
The start of the back nine, is a scenic down-hill dog-leg right par 5. Playing from an elevated tee, players must keep to the left side of the fairway, or be force to lay up due to the trees protecting the entire right side. Birdies and pars are common at hole number 10, but a player not finding the fairway off the tee could be lucky to make bogey.

◆ 201 ◆ 181 ◆ 143 ◆ 121



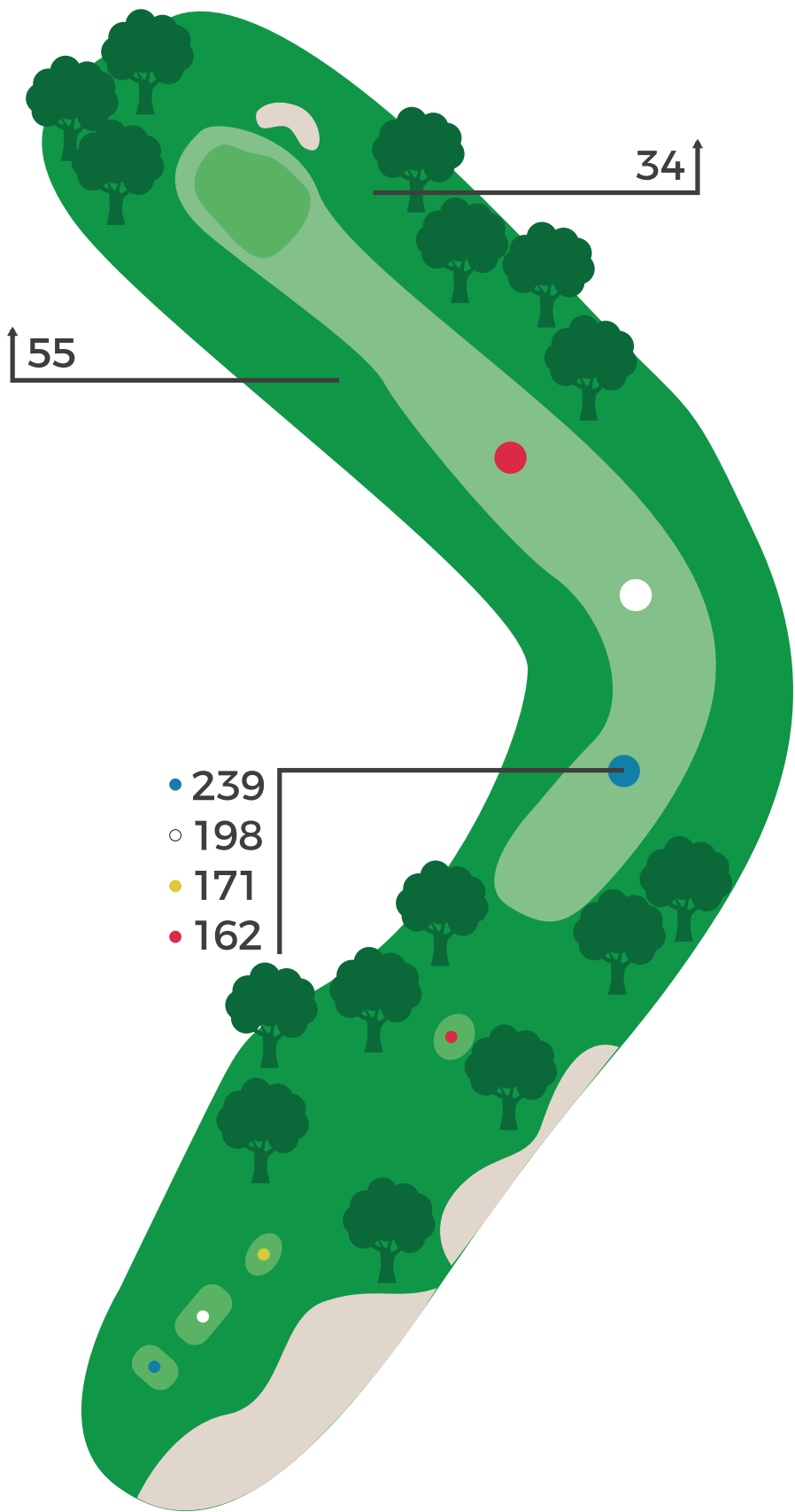
Regarded as one of the most demanding par 3's in the area, this hole stretches to over 200 yards from the championship tee. Played over water, and nestled within large pine trees. Par is always a great score.

◆ 403 ◆ 391 ◆ 367 ◆ 316



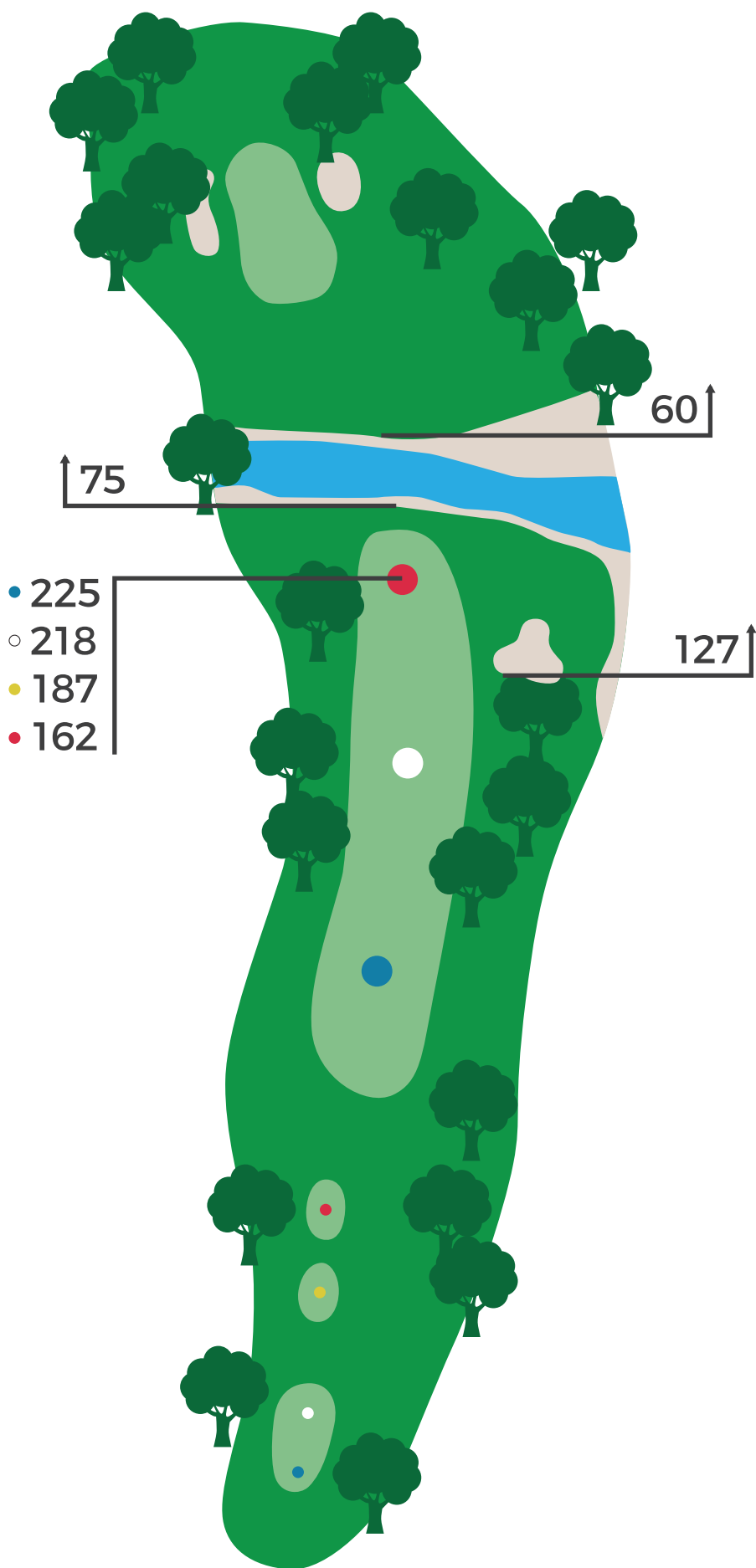
This par 4 is the most difficult driving hole on the course. With the fairway lined with trees, the fairway slopes from right to left, and the narrow fairway opening getting your tee shot in play is well rewarded with a short to mid-iron approach to a large green.

◆ 420 ◆ 398 ◆ 371 ◆ 302



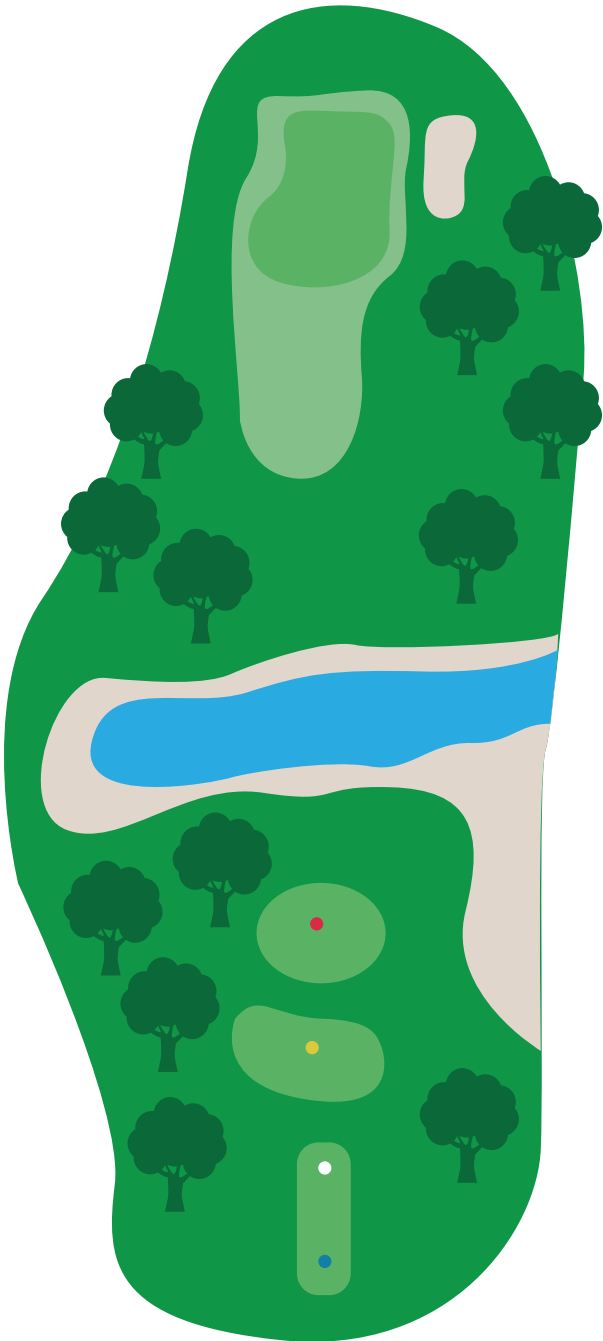
This 90 degree dog-leg left requires a tee shot of over 230 yards, to make it to the corner of the dog-leg, but less than 260 to stay in the fairway. With trees protecting the entire left side, and water down the right a solid tee shot is a requirement if you want to make par.

◆ 325 ◆ 318 ◆ 287 ◆ 262



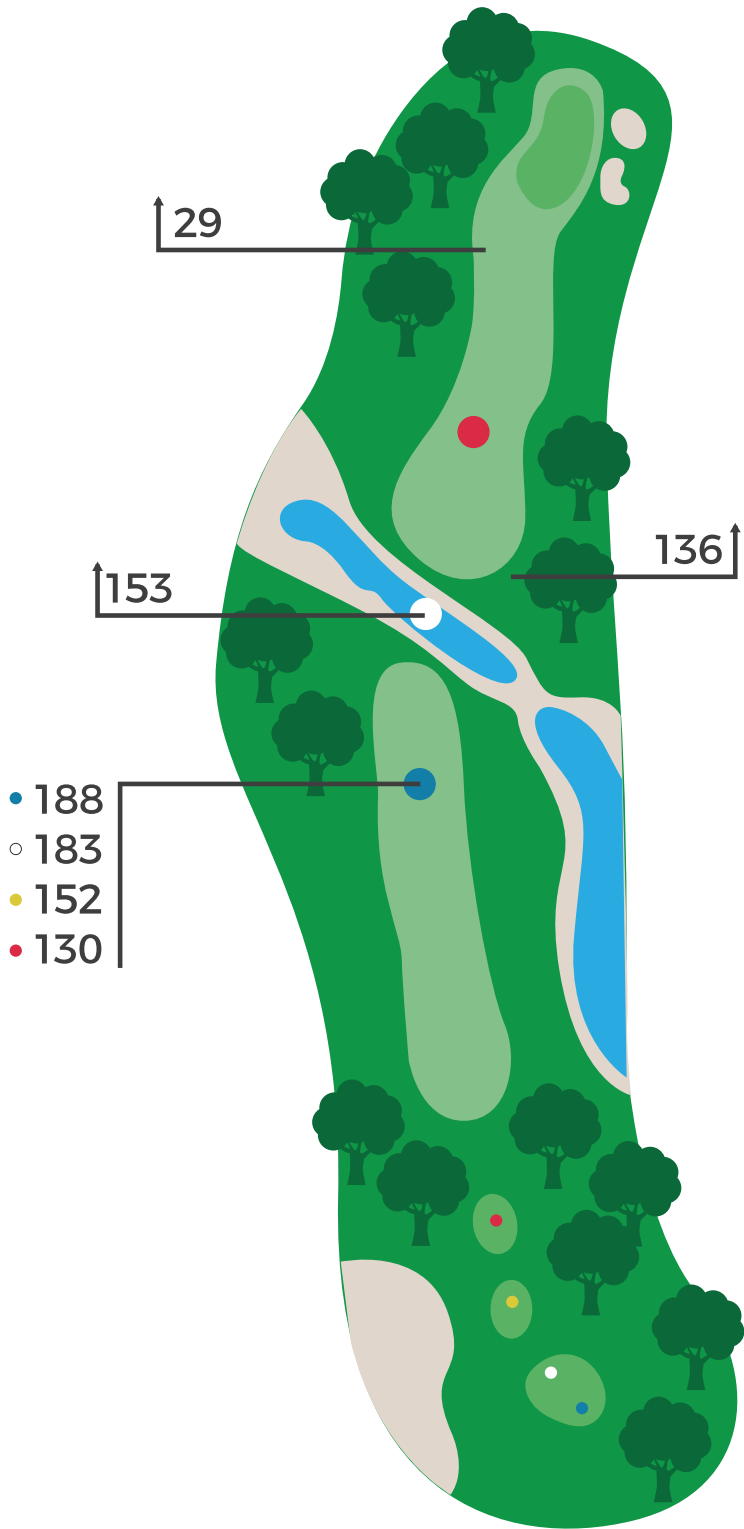
The shortest par 4 at the Cascades, the 15th hole is a slight dogleg left, with a canal bisecting the fairway, players need a tee shot to travel between 190 and 210 yards. Those players wanting to take a risk and possibly drive the green can hit driver to the left of the large tree protecting the left side of the fairway.

◆ 187 ◆ 168 ◆ 148 ◆ 126



The shortest par 3 on the course, hole number 16 is still very challenging. With a severe ridge bisecting the kidney shaped green, getting the ball close can be very difficult.

◆ 388 ◆ 383 ◆ 352 ◆ 330



The signature hole at the Cascades, hole number 17 is an uphill par 4 with a canal crossing the fairway. Players laying up short of the water are faced with a long second shot to a green that slopes severely from back to front. Players who try to drive over the canal will be left with a much easier shot to the green, but must carry their drive over 250 yards. Many local tournament have been won and lost by how well players have navigated their way around the green at hole number 17.


◆ 276 ◆ 260 ◆ 226 ◆ 226



The dogleg left par 4 requires a delicate tee shot. With trees overhanging the left side of the fairway, any tee shot not struck solid may come straight down after hitting the trees. Just a little left of the bunker on the right will leave a player with a 100 yard approach shot. Do not be fooled by the look of the green. This large green is one of the most undulated on the course.




◆ 548 ◆ 515 ◇ 484 ◆ 458 ◆ 428



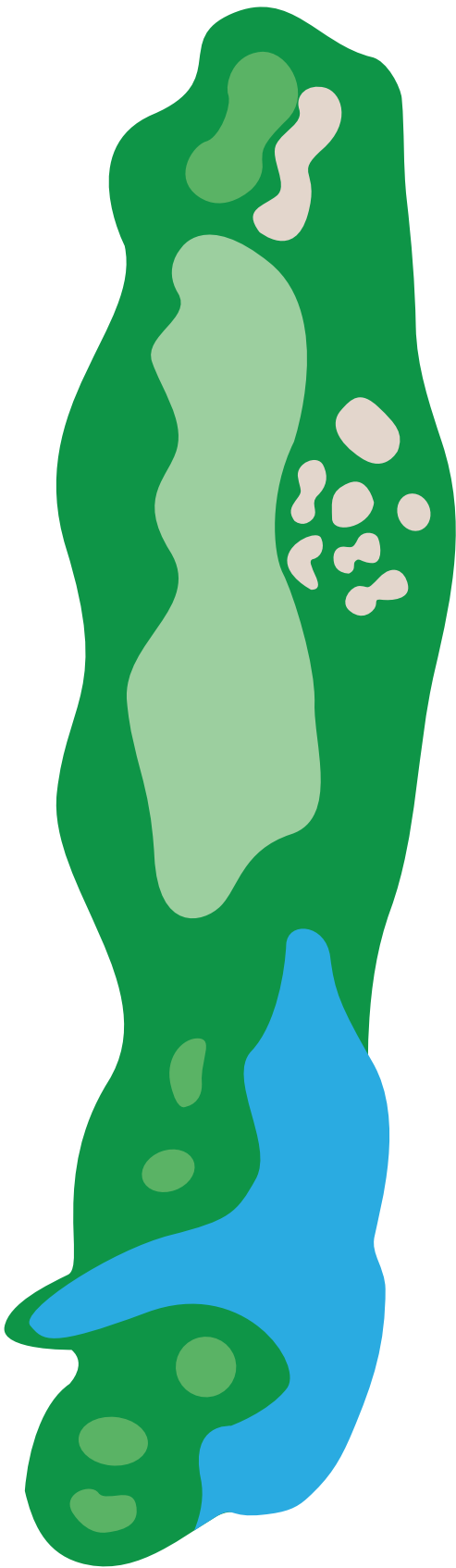
This reachable Par 5 requires a precise 2nd shot if you want to hit the green in two, the safe play is to lay up to the right side of the fairway for a short wedge into a long narrow green.

◆ 231 ◆ 199 ◇ 168 ◆ 159 ◆ 131




This long and challenging Par 3 plays a club longer as it is uphill and usually plays into the prevailing wind. This shallow green is guarded by a deep bunker just short of the green.

◆ 384 ◆ 364 ◇ 340 ◆ 283 ◆ 259



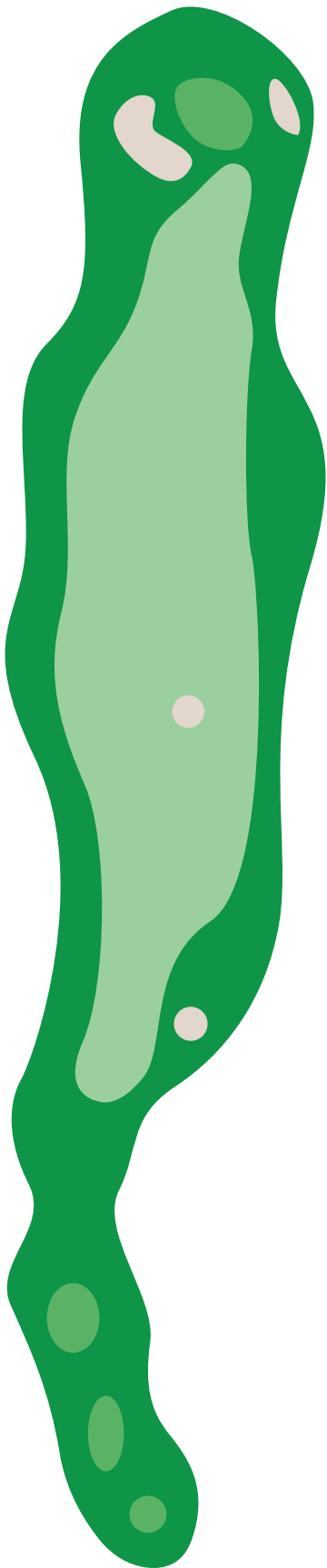
Play to the left off of the tee as the fairway slopes from left to right, with bunkers down the right side of the fairway. Take note of the pin placement on this long and narrow green.

◆ 456 ◆ 427 ◇ 393 ◆ 372 ◆ 345




The number one handicap hole at Calderone plays quite long. Hug the bunkers on the right to shorten the hole, but beware if you end up in one of the pot bunkers it is almost a certain bogey. A precise second shot is required to a large multi-tiered green.

◆ 393 ◆ 367 ◇ 340 ◆ 332 ◆ 253




One of the shorter Par 4's on the course, hug the right side of the fairway off the tee as the downhill fairway slopes right to left. A good drive will leave you with a short wedge into a small green.

◆ 487 ◆ 461 ◇ 430 ◆ 403 ◆ 327




This short Par 5 is your best chance for birdie or even eagle. Keep your drive in play off the tee, and you should be able to go for this one in two.

◆ 401 ◆ 367 ◇ 345 ◆ 338 ◆ 318




This Par 4 requires an accurate tee shot to avoid the bunkers and heather off of the tee. Keep your tee shot in the fairway and you will have a downhill shot to a receptive green that slopes from back to front.

◆ 197 ◆ 166 ◇ 162 ◆ 142 ◆ 138




This short Par 3 is at the highest point of the golf course, so choose your club carefully as the wind will likely come into play with this tee shot.

◆ 425 ◆ 397 ◇ 379 ◆ 348 ◆ 319




It is imperative to aim down the right side of this fairway to avoid the large pond on the left. Your second shot will be uphill to a large green that slopes from back to front. (Beware of back pin placements.)

◆ 607 ◆ 582 ◇ 555 ◆ 539 ◆ 488




Ten is the longest Par 5 at Calderone so prepare for a three shot hole, as even the longest hitters will struggle to get home in two. This Challenging green slopes from right to left making it difficult to get close to any pin locations on the right side of the green.

◆ 426 ◆ 405 ◇ 395 ◆ 385 ◆ 347




Hug the left side of the fairway to shorten this long par 4, but beware of waste bunkers and grass bunkers if you cut off too much. The green has a large slope in the middle, so judge your putts carefully.

◆ 404 ◆ 358 ◇ 352 ◆ 322 ◆ 290



This tight Par 4 requires precision off of the tee. Hit it down the left side of the fairway as the hole slopes from left to right. Avoid going long on your second shot.

◆ 531 ◆ 502 ◇ 489 ◆ 463 ◆ 437




The Final par 5 at Calderone is straight away, and will require 2 long shots to get home in two. You may be better off laying up to give yourself a wedge into this postage stamp green. Favor the left side of the green to take the greenside bunkers out of play.

◆ 388 ◆ 378 ◇ 363 ◆ 286 ◆ 254




This challenging Par 4 is a hard dogleg right. If you can shape it around the trees you will leave yourself with a short iron into a small green tucked in the trees.

◆ 189 ◆ 174 ◇ 152 ◆ 144 ◆ 254




Accuracy is key on this mid-range Par 3. This narrow well bunkered green can play 1-2 clubs different based on the pin placement.

◆ 333 ◆ 312 ◇ 381 ◆ 274 ◆ 251




Sixteen may be your best chance at birdie coming in. A long drive will leave you just a short wedge to a receptive green. Beware the water on the right and the heather on the left.

◆ 179 ◆ 163 ◇ 143 ◆ 135 ◆ 119



This short uphill Par 3 to a small sloping green will challenge all of your putting abilities.

◆ 425 ◆ 394 ◇ 384 ◆ 348 ◆ 320



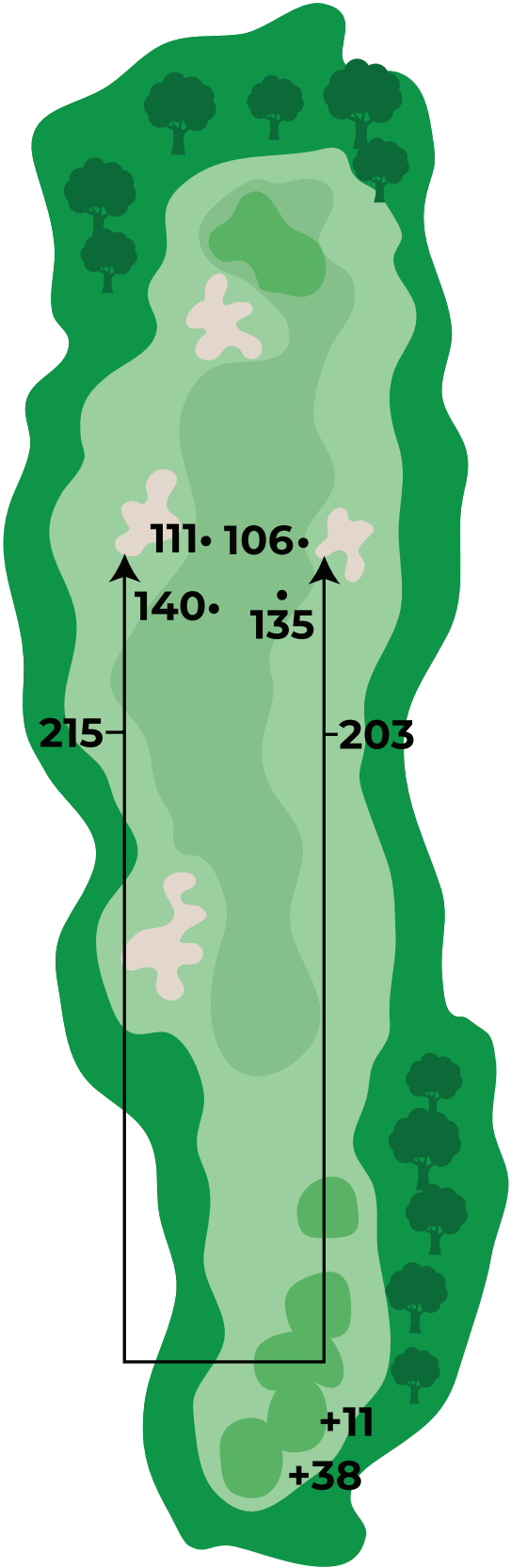
Play your drive down the left side of this left to right sloping fairway to avoid the pond on the right. This long Par 4 will leave you with a mid to long iron to this elevated green.



Grande Golf Club


• *TIPS AND SECRETS TO GOLFING IN JACKSON, MI* •

◆ 401 ◆ 386 ◆ 366 ◆ 346 ◆ 343 ◆ 312



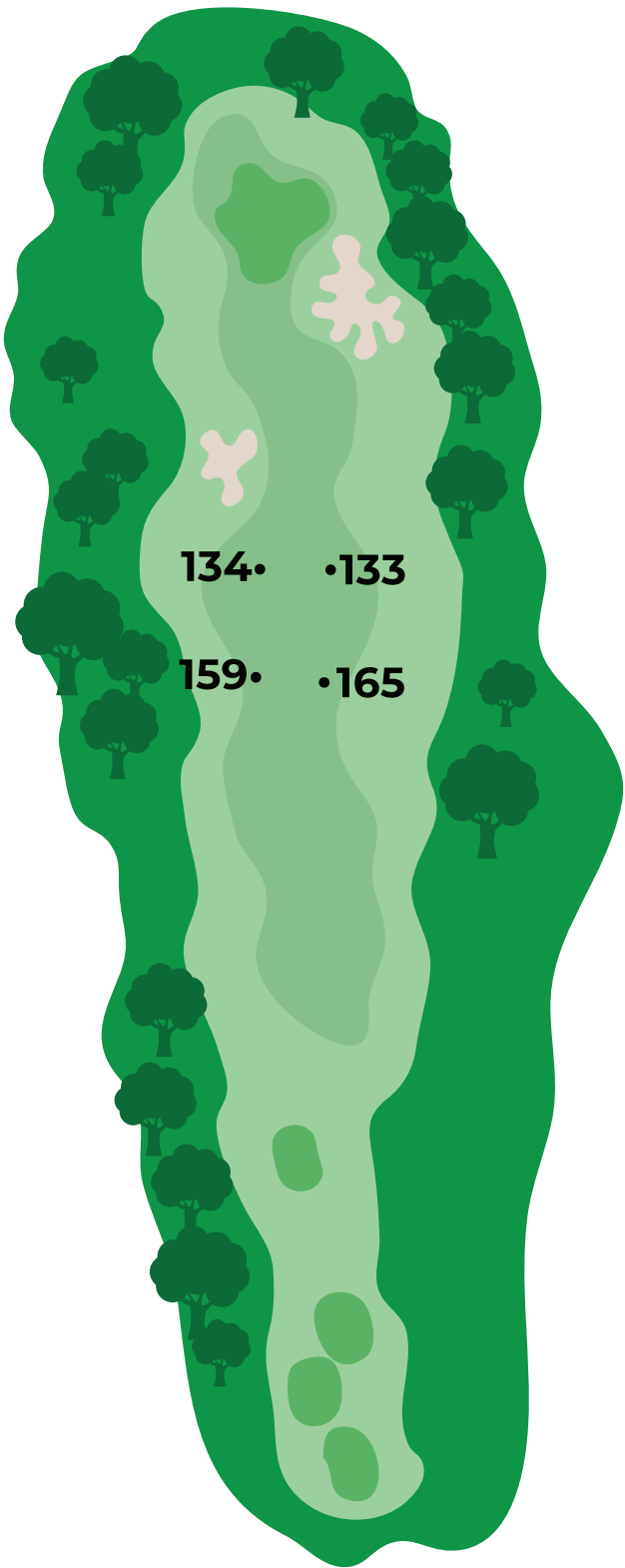
A tee shot flirting with the right fairway bunker leaves the best angle for an approach to avoid the large greenside bunker short, left of the green.

◆ 191 ◆ 187 ◆ 157 ◆ 147 ◆ 121 ◆ 117



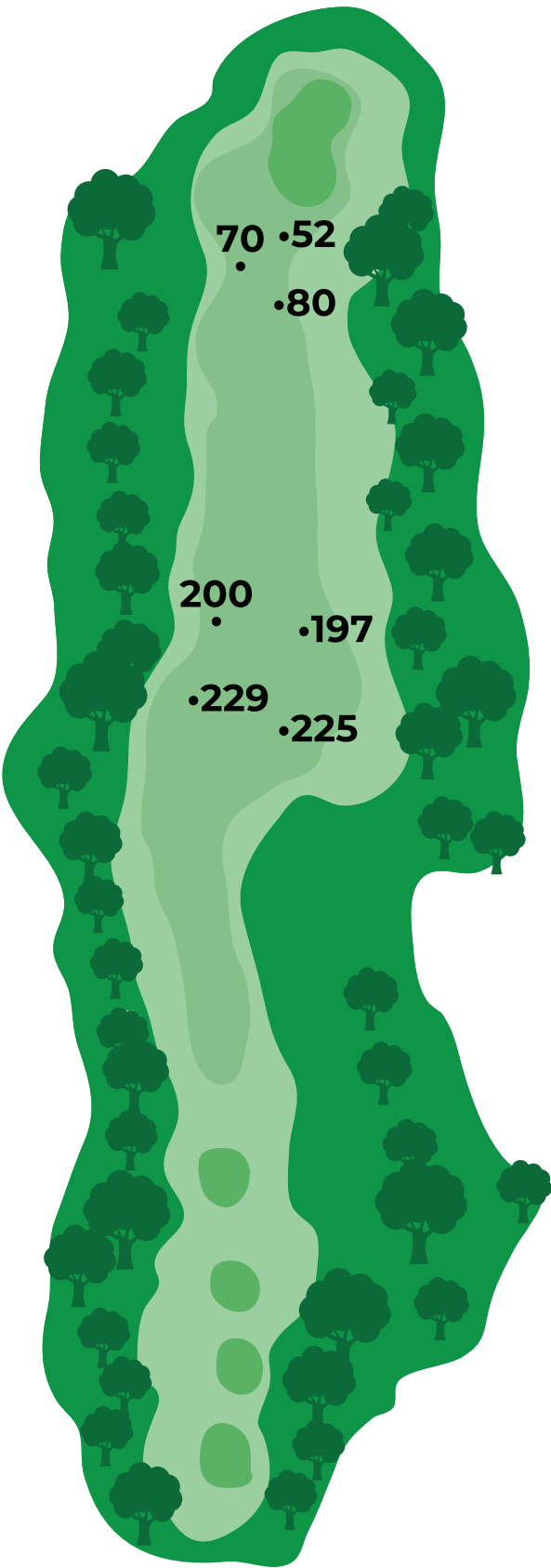
This medium-length Par 3 requires an accurate club selection to avoid the largest, deepest bunker on the course in front of the green as well as the native long grass behind the green. The green is divided by a distinct ridge separating the left and right portions.

◆ 391 ◆ 385 ◆ 353 ◆ 328 ◆ 302 ◆ 295




Take dead aim at the 150-yard post. The tee shot is blind, but anything in the middle of the fairway will leave you a mid to short iron into this difficult, multi-tiered green.

◆ 502 ◆ 489 ◆ 461 ◇ 421 ◆ 402 ◆ 381



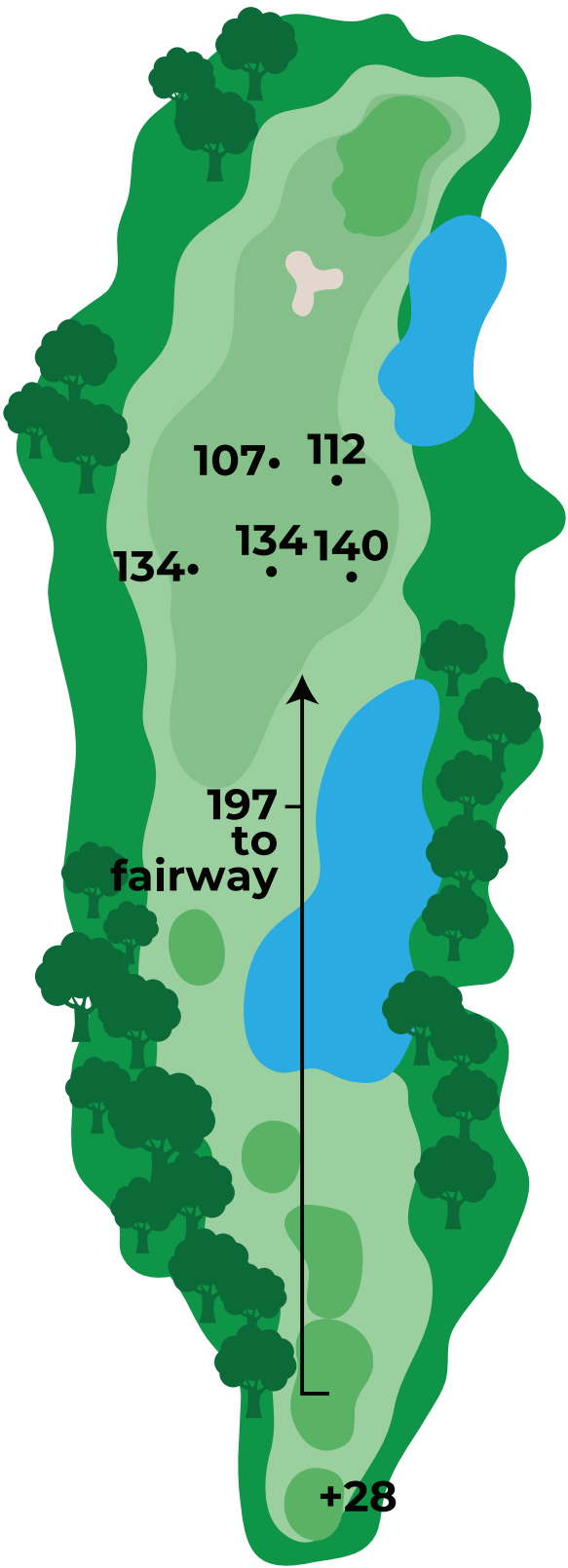
A drive hugging the left side leaves you an opportunity to reach this short Par 5 in two. Miss a little too far left and out of bounds awaits, making this the ultimate risk/reward hole. Leaving your approach on the correct part of this three-tiered green is essential to avoiding a potential 3-putt.

◆ 162 ◆ 148 ◆ 136 ◆ 121 ◆ 113 ◆ 96



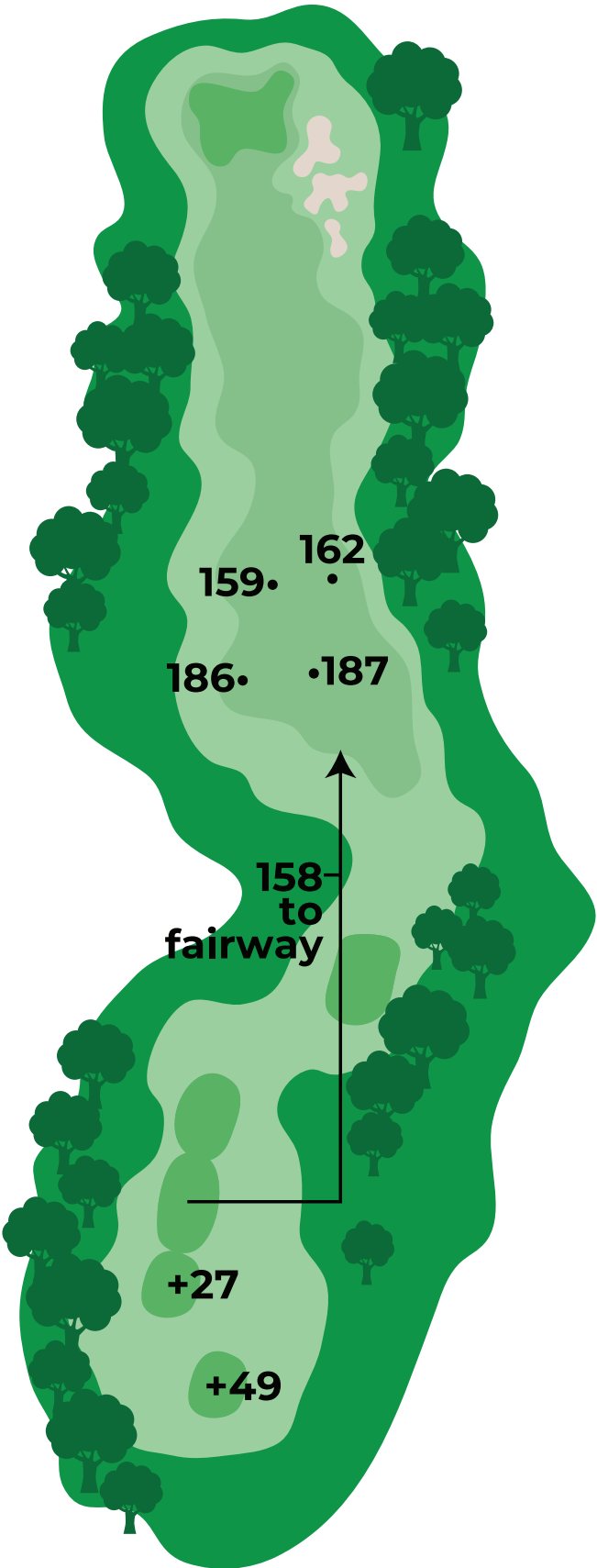
The shortest hole on the course. Be mindful of the wind direction as the tee is relatively protected from the wind, creating some potential indecision with distance and direction.

◆ 403 ◆ 373 ◆ 358 ◆ 315 ◆ 304 ◆ 258



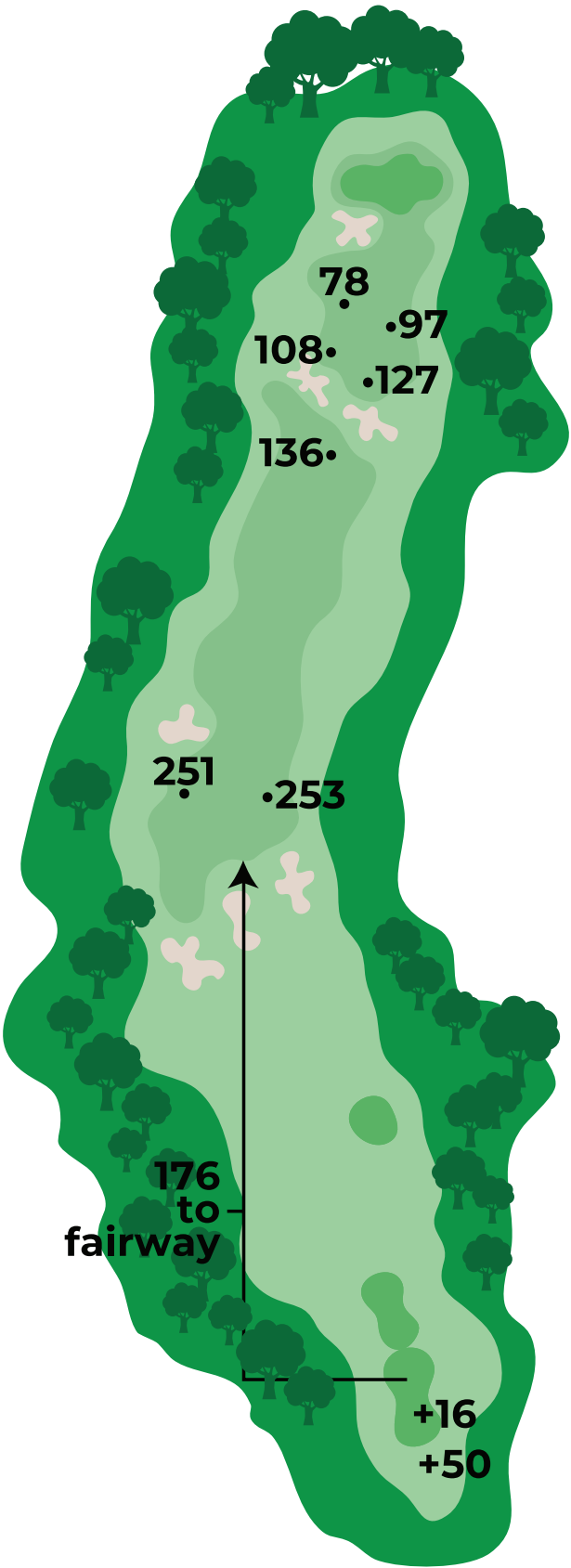
A forced carry off the tee to a wide fairway. Keeping your tee shot towards the left side of the fairway provides players a better angle into a long green that is protected by water on the right.

◆ 433 ◆ 413 ◆ 386 ◆ 331 ◆ 321 ◆ 267



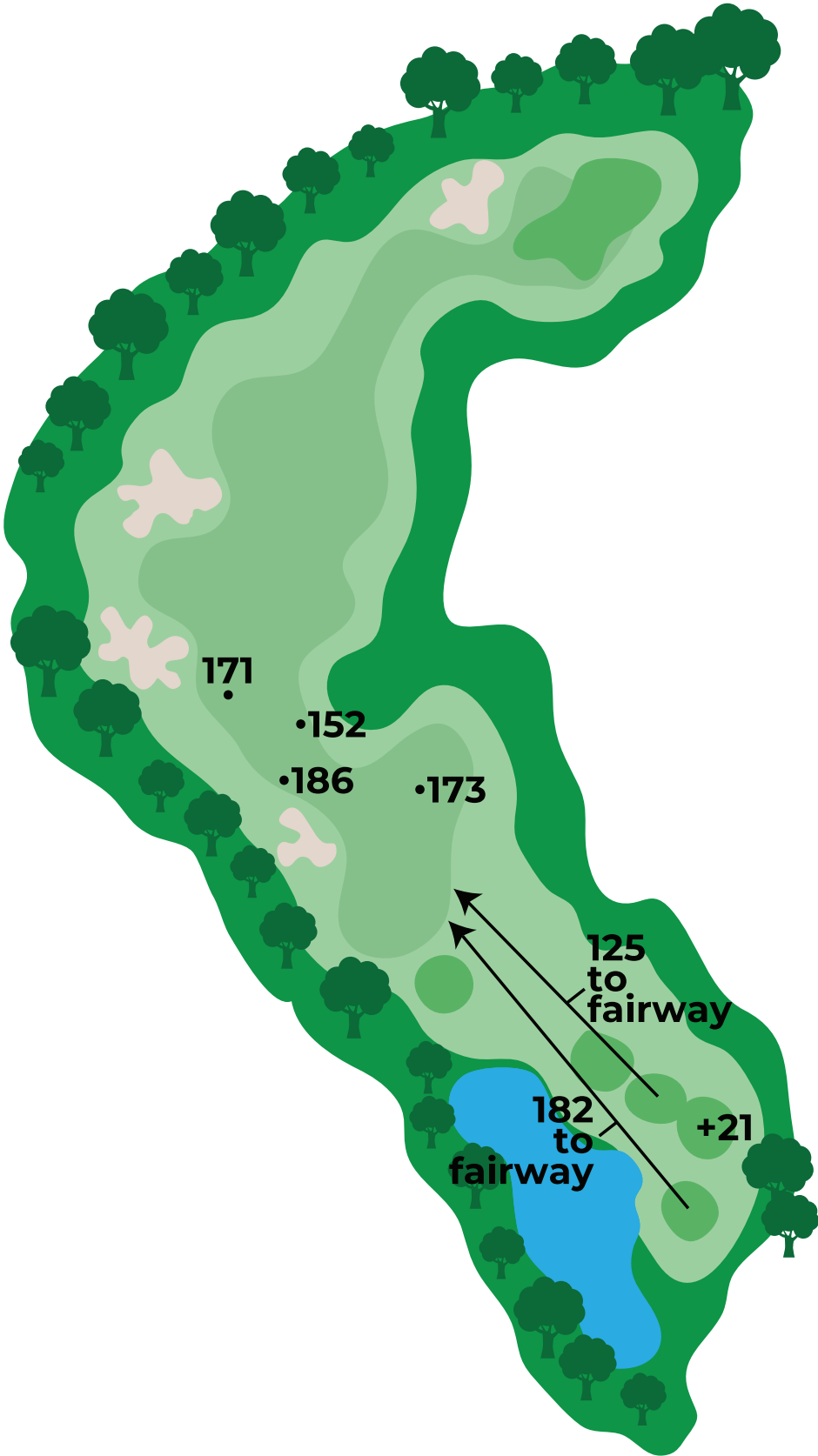
A lengthy Par 4 with a considerable carry over the wetlands off the tee. The hole runs deceptively uphill, so often one additional club is required to leave your ball on the correct portion of the multi-tiered green.

◆ 570 ◆ 537 ◆ 526 ◆ 486 ◆ 476 ◆ 412



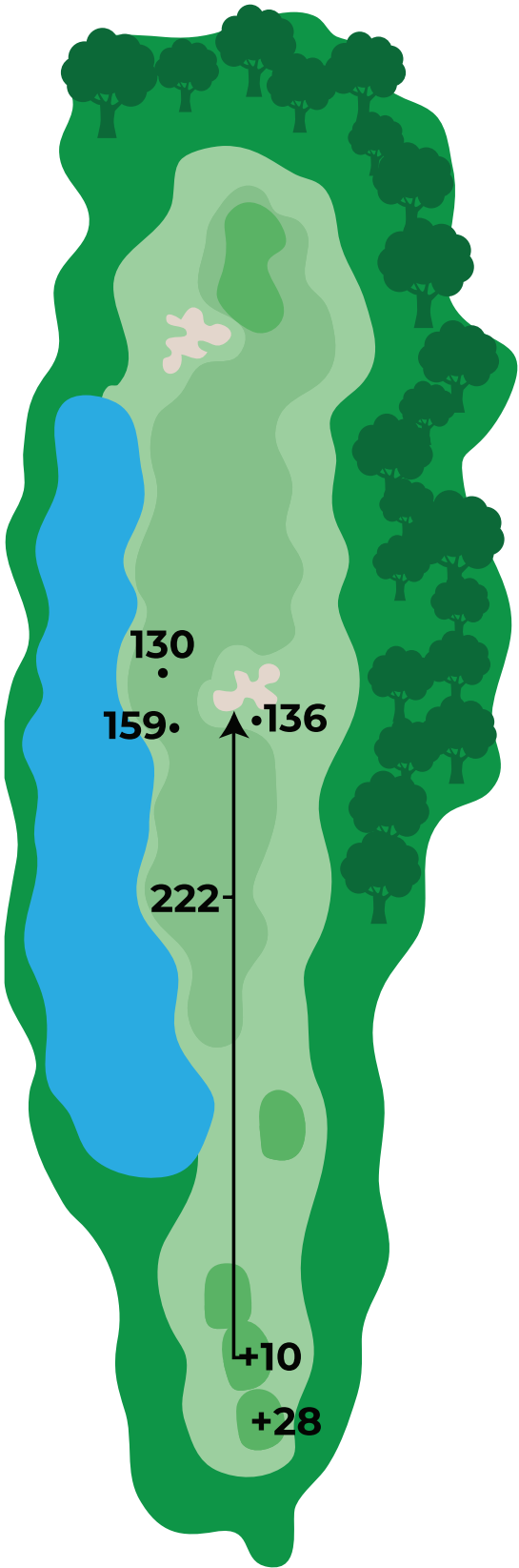
This hole, which you can see from US-127, allows longer hitters a chance of reaching the Par 5 green in 2. If you can avoid the challenging bunkers on this hole, par or better is a real possibility. Avoid going long, as out of bounds comes into play beyond the green.

◆ 412 ◆ 375 ◆ 366 ◆ 320 ◆ 316 ◆ 246



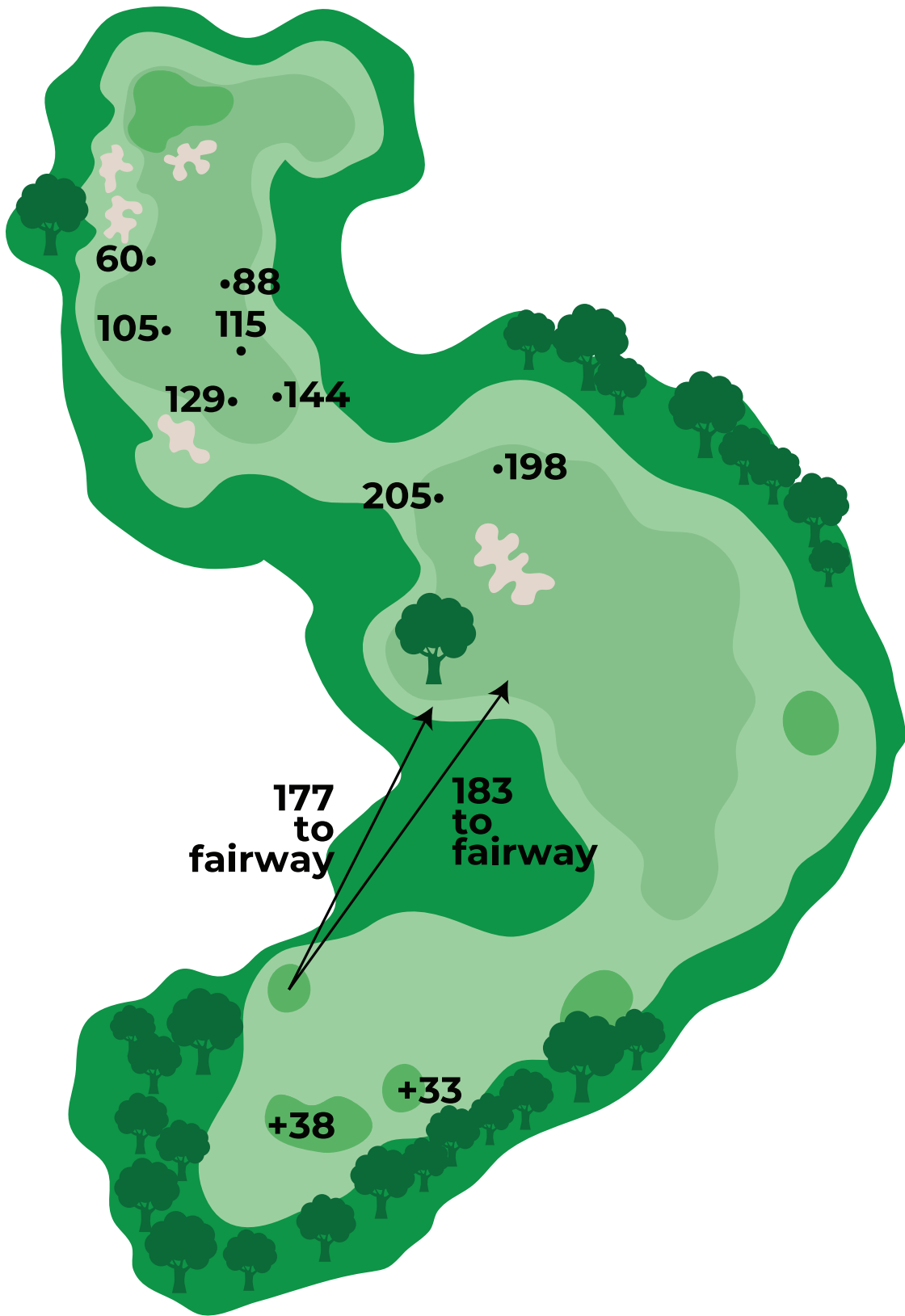
You can cut off as much as you want on this Par 4, with some big hitters even taking dead aim at the green. However, the more you cut off, the more you bring the wetlands into play off the tee.

◆ 386 ◆ 368 ◆ 342 ◆ 338 ◆ 295 ◆ 293



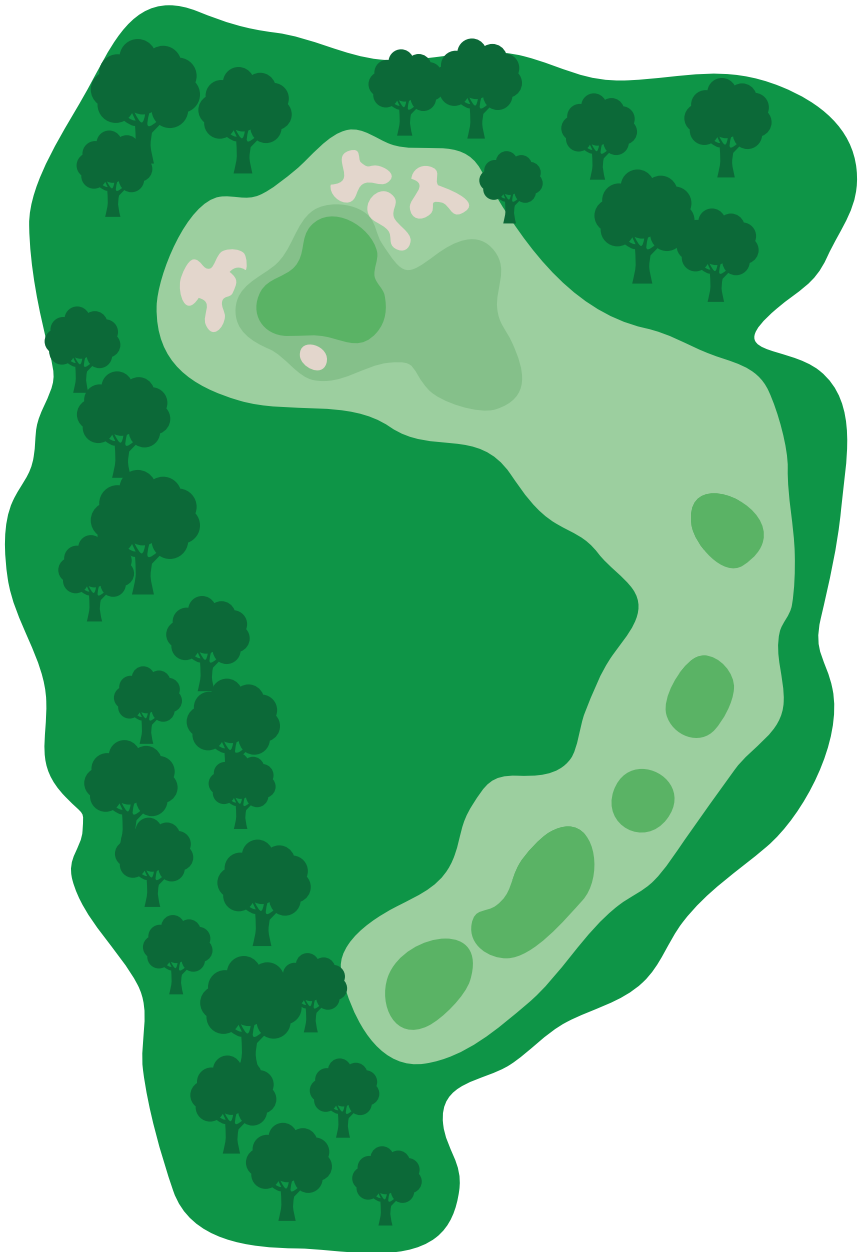
One of the more demanding tee shots on the course. With water left, out of bounds right, and a fairway that winds around a bunker, any drive in this fairway should be considered a good shot. This green is very long and runs from front left to back right, making getting up and down a real challenge.

◆ 563 ◆ 555 ◆ 529 ◆ 468 ◆ 410 ◆ 392



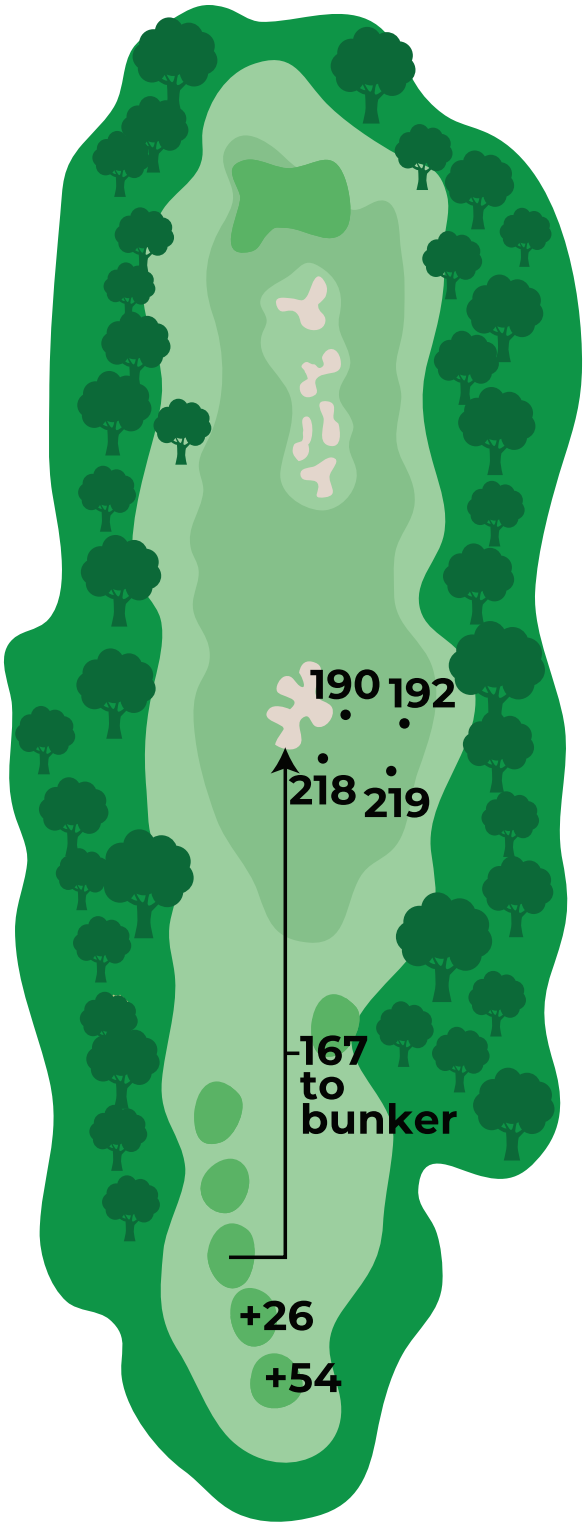
Options. That’s what this daunting Par 5 is all about. Even the most conservative players face a substantial forced carry over wetlands from the tee, followed by increasingly daring targets throughout the rest of the hole on the way to an elevated green that slopes from back to front. This is a hole you can play a thousand times, and still be intrigued.

◆ 187 ◆ 182 ◆ 167 ◆ 155 ◆ 130 ◆ 115



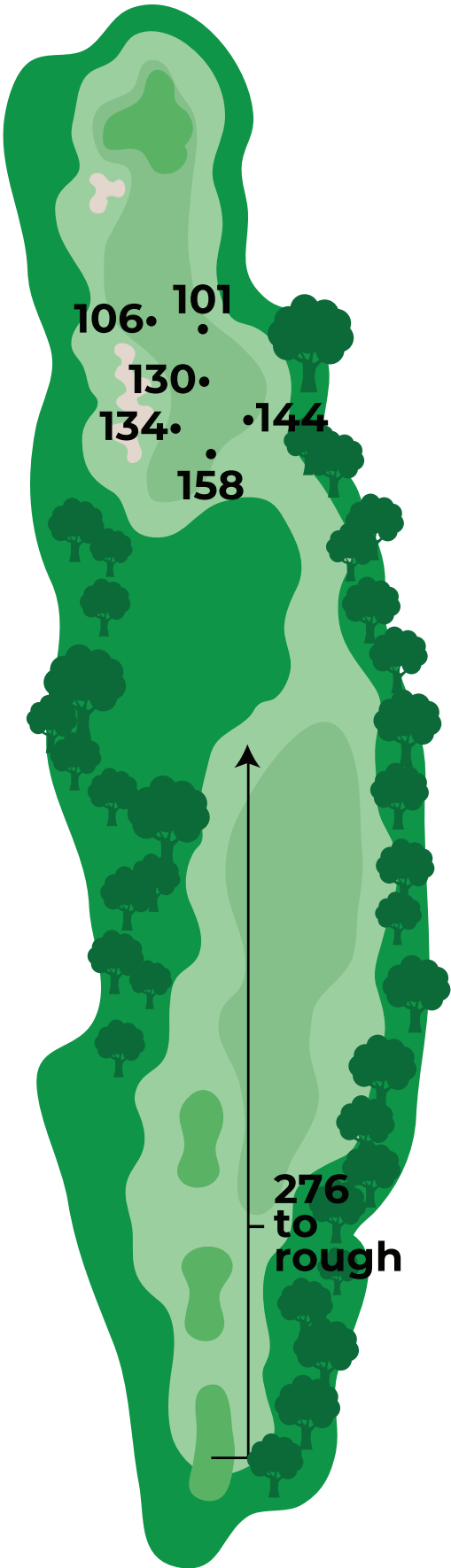
With the exception of the furthest forward tee, the tee shot on this scenic Par 3 must carry the native wetland area to a receptive, back-to-front sloping green.

◆ 447 ◆ 418 ◆ 392 ◆ 364 ◆ 331 ◆ 309



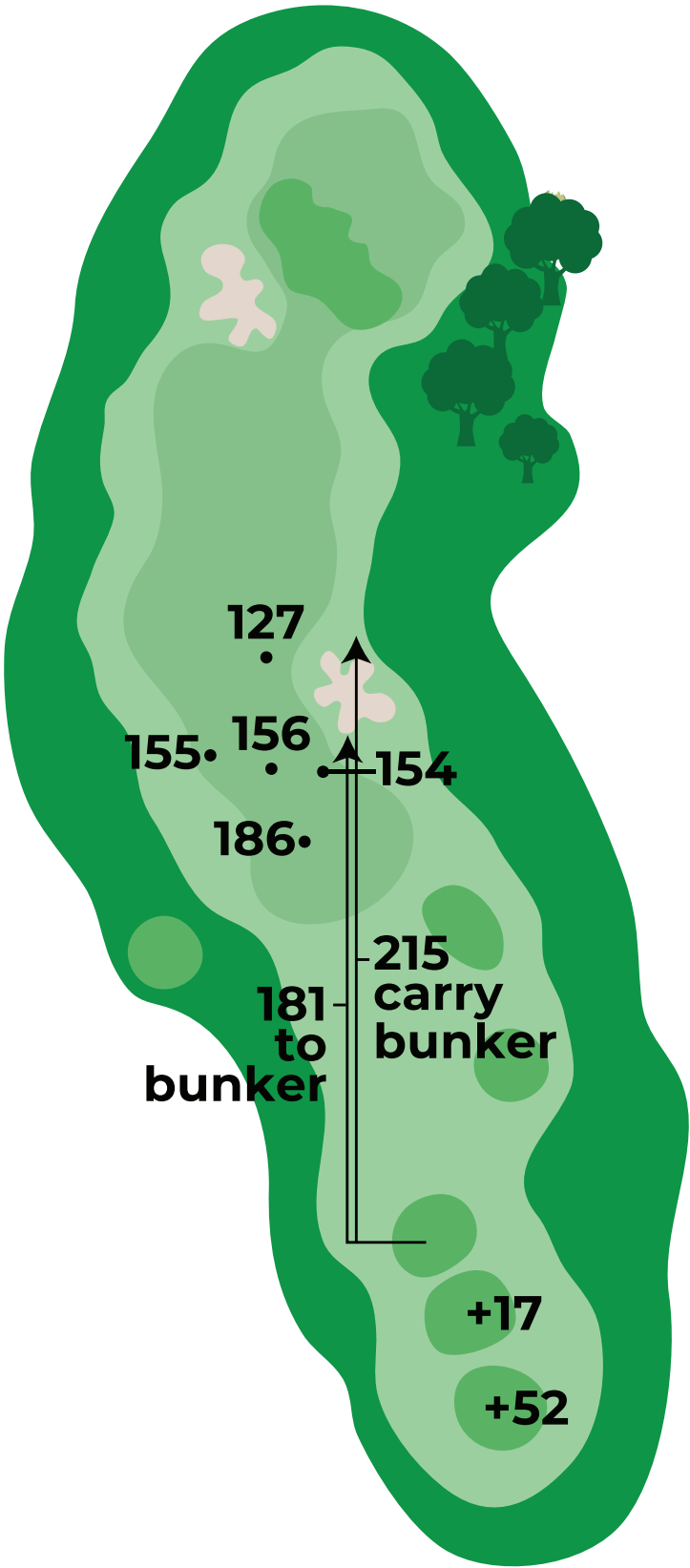
This unique Par 4 features a double fairway. You can play to the 150-yard post on the right, or the 150-yard post on the left. Beware, because there are five bunkers that run between the split fairways. The green also has two tiers, like the fairway, so you may want to check the pin position before teeing off. If the pin is on the left of the green, the easier shot to the green is from the left side of the fairway. If the pin is on the right side of the green, the easier shot to the green is from the right side of the fairway.

◆ 584 ◆ 573 ◆ 559 ◆ 503 ◆ 493 ◆ 411



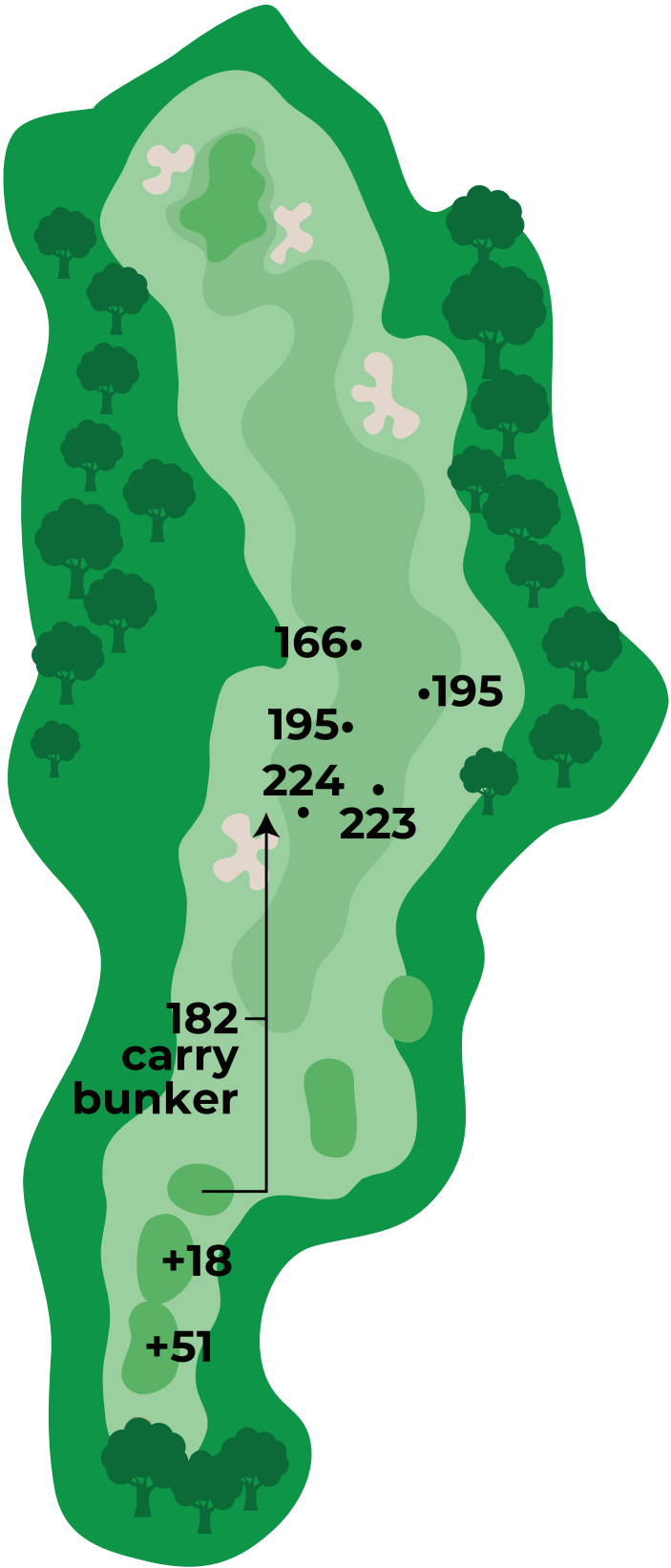
You will have to decide which club to tee off with on this Par 5, as you may have to lay up short of the hazard from some tees. From the landing area, you have a long carry over the wetlands to the next landing area. If played correctly, you'll be left with a short iron to the pin.

◆ 392 ◆ 359 ◆ 343 ◆ 337 ◆ 292 ◆ 204



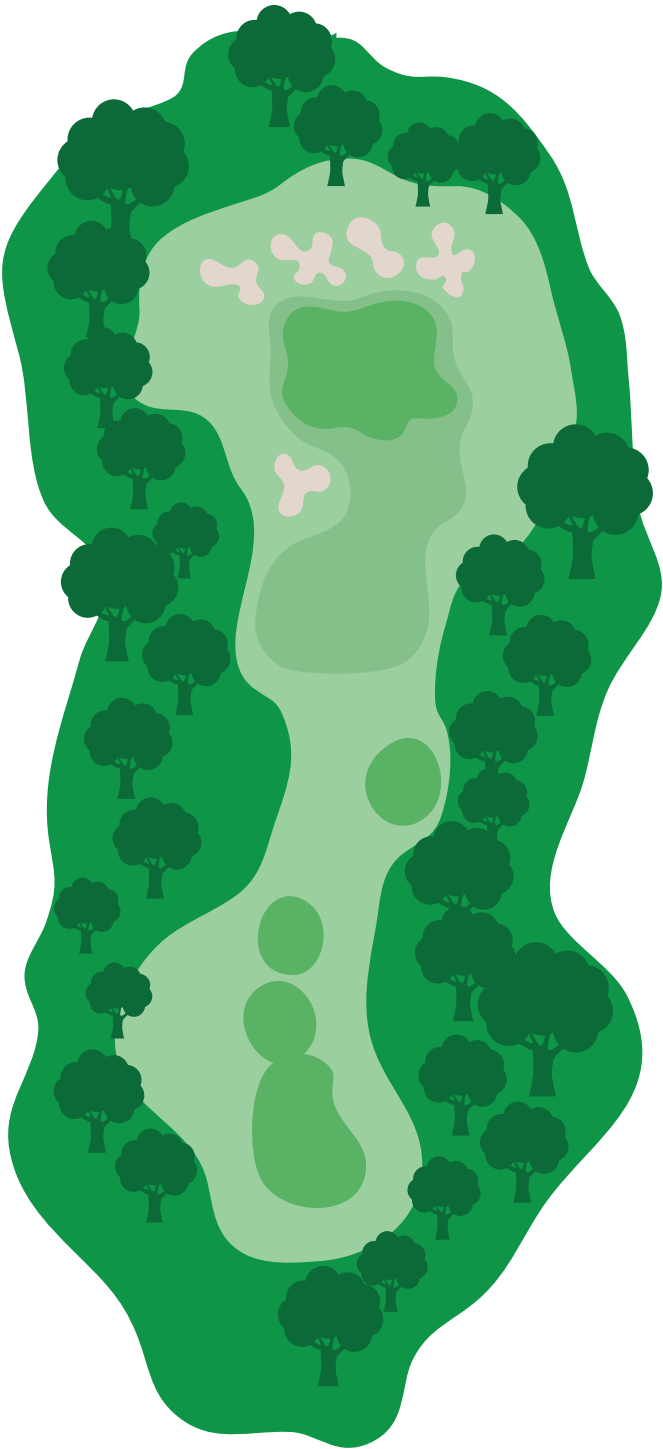
This short Par 4 gives you a chance to catch your breath before a tough stretch of finishing holes. This hole is a slight dogleg to the right, with a long and narrow green. Depending on the pin placement, this hole may be your best chance at birdie on the back nine.

◆ 480 ◆ 470 ◆ 431 ◇ 397 ◆ 343 ◆ 281



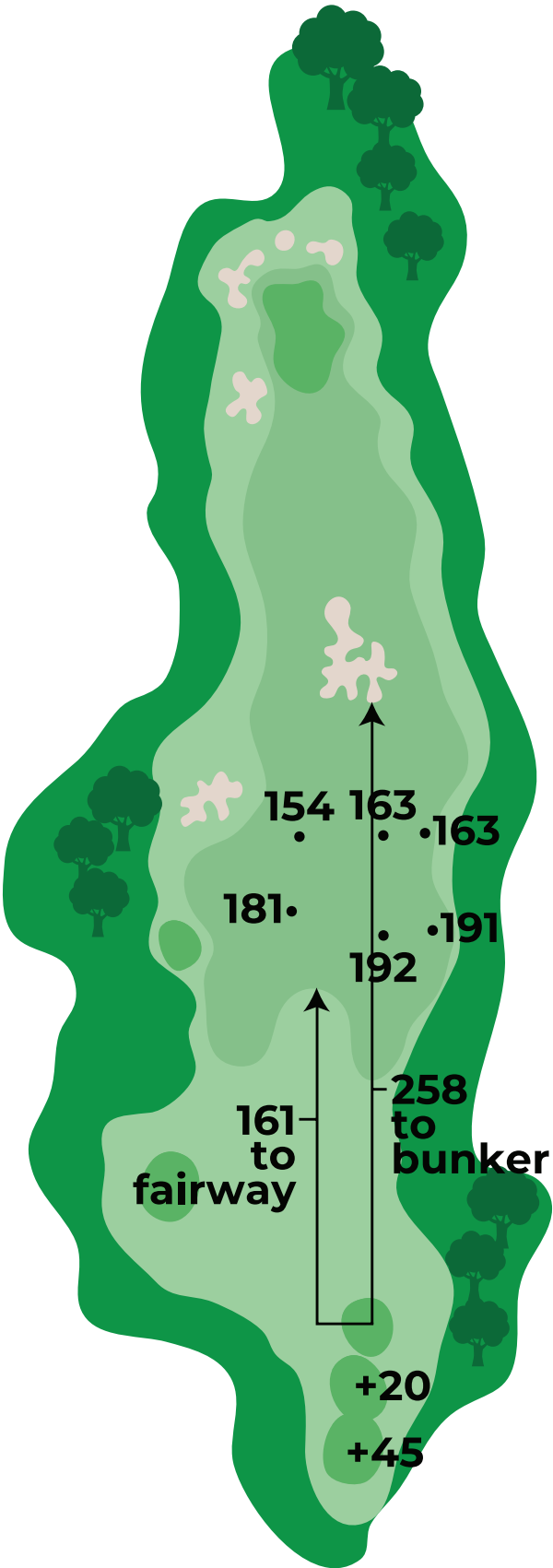
Considered the most challenging hole in Jackson County. On this lengthy Par 4, a par is a great score. Hugging the trees on the left at the corner of the dogleg offers you the shortest approach shot possible. A long uphill second shot to a well-bunkered green requires the perfect shot if you want a birdie putt.

◆ 214 ◆ 206 ◆ 177 ◆ 163 ◆ 158 ◆ 106



Simultaneously scenic and intimidating, this Par 3 features a considerable carry over wetlands, a significant change in elevation, and bunkers to avoid. The large, back to front sloping green rewards a shot left below the hole.

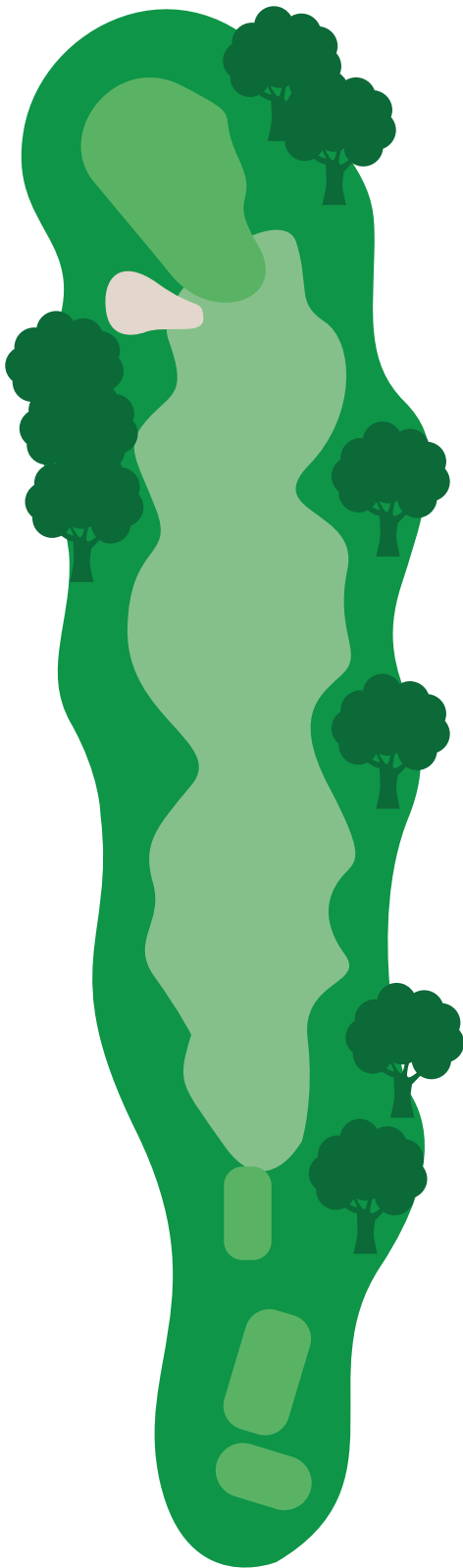
◆ 439 ◆ 414 ◆ 394 ◆ 371 ◆ 365 ◆ 254



Raymond Hearn designed a fairway as wide as a football field on this Par 4. The ideal drive should be played to the right side of the fairway in order to avoid a blind shot into the green.




◆ 306 ◆ 284 ◆ 244




The first hole of Ella Sharp Park’s golf course is a great start for a round of 9 or 18 holes. Keeping a good drive down the right side of this fairway will provide a great look at the hole. The second shot into the green should be kept below the flag stick due the severe back-to-front slope

◆ 413 ◆ 350 ◆ 319



The second hole of the park is by far the most demanding of the 18. This long hole requires a good first drive off the tee along the left side of the fairway. A good first shot will leave a second shot around 185 yards. A short third shot is a good bail out due to the bunker on the left and the water on the right

◆ 506 ◆ 470 ◆ 427




The first of the course’s four par fives has a slight dog leg to the right. A good tee shot will allow you to reach the green in two. An aggressive second shot onto the large green can give you a chance at a great score for the hole.

◆ 115 ◆ 102 ◆ 88



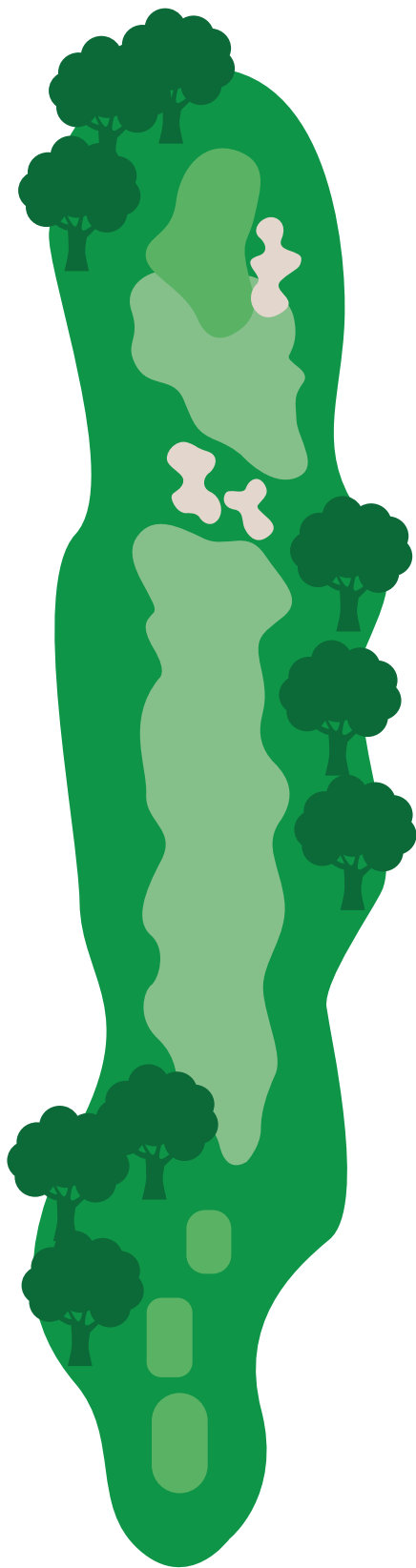
This short uphill par 3 has a heavily bunkered front approach. One of the courses more traditional holes, gives a golfer with a well struck wedge or more a great birdie opportunity.

◆ 175 ◆ 166 ◆ 136




Don't let the short yardage of this par 3 deceive you. This hole plays much longer than the card indicates to the consistent West wind. Take one more club and swing-away at the hole. You may just get a birdie.

◆ 348 ◆ 310 ◆ 269



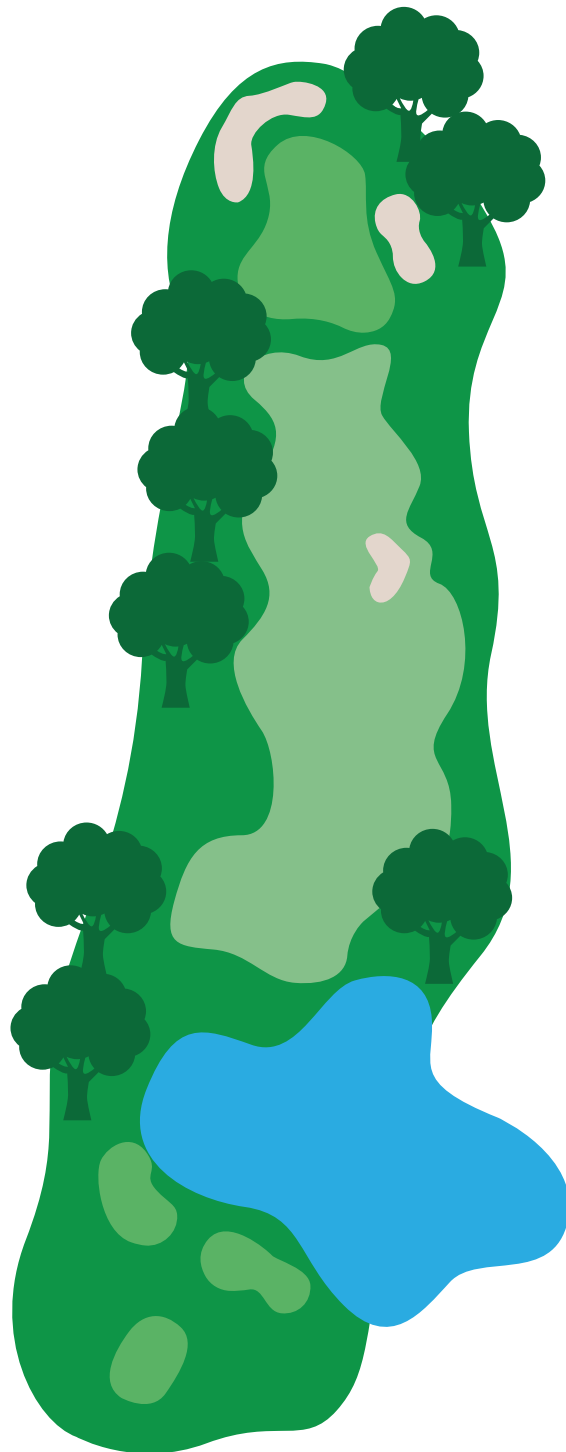
This straight-up par 4 with out of bounds on the left and two reachable bunkers in the fairway. A golfer opting to use the driver may not be a good choice. A well placed iron shot down the middle will leave about 130 yards to the green. Accuracy into the green will determine how well you score on the hole.

◆ 303 ◆ 268 ◆ 236



This severe right doglegged fairway requires a long iron off the tee. The green is a little firmer because it is a newer hole on the course. So, hit your second shot short of the flag and let the ball run up to the hole.


◆ 281 ◆ 226 ◆ 206



Don't let the water on the right of the fairway intimidate you off the tee. Hit a long iron or a driver down the left hand side of the fairway.


This should leave you a short approach to this reachable green. Once again, this newer hole, would dictate that you hit a short shot into the green letting it role up to the hole for a potential birdie.

◆ 517 ◆ 492 ◆ 430




Now that you are just getting warmed up, take two good shots and you will get close to the green. A good approach shot can get your score back one before going into the back nine.

◆ 279 ◆ 257 ◆ 229




With this drivable par 4, try to make sure your second shot is below the hole. With a severe slope on this small green don't give yourself a chance to three putt.

◆ 168 ◆ 151 ◆ 135




Take one more club than you would on a hole of this length due to consistent local winds. Do not make the mistake of shooting at the flag stick. Take aim for the middle of the green which should give you a chance for a birdie.

◆ 394 ◆ 363 ◆ 337



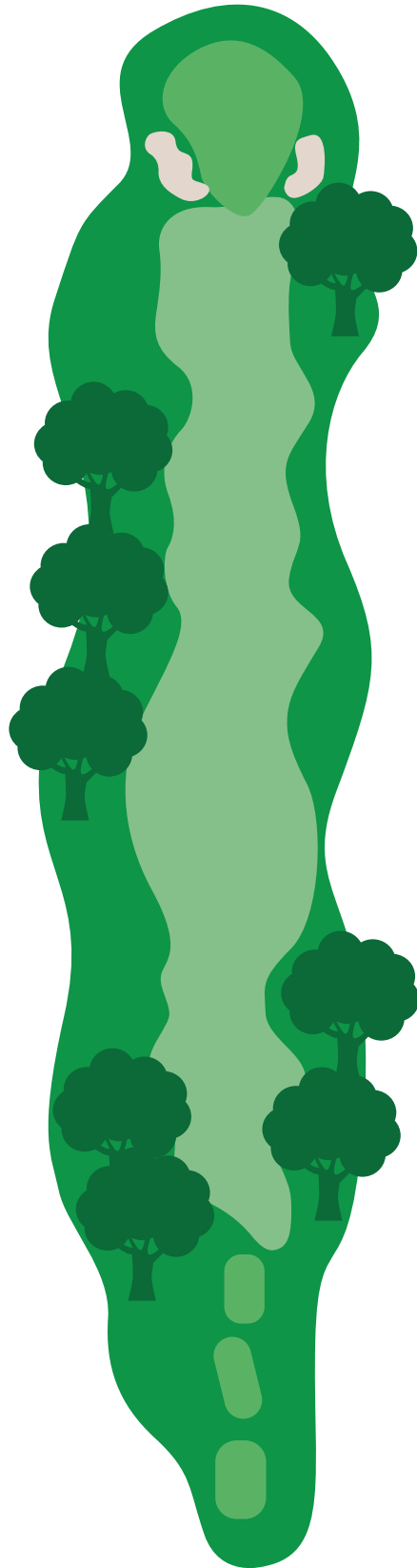
This par 4 is one of Jackson Counties' most difficult holes. With out-of-bounds on the left and the length of the right side lined with large oaks your tee-shot is of great importance. Your second shot will be lengthy leading up to the elevated severely sloped green. Simply hitting the green is a great accomplishment. A par on this hole would feel like a birdie any where else.

◆ 156 ◆ 143 ◆ 130



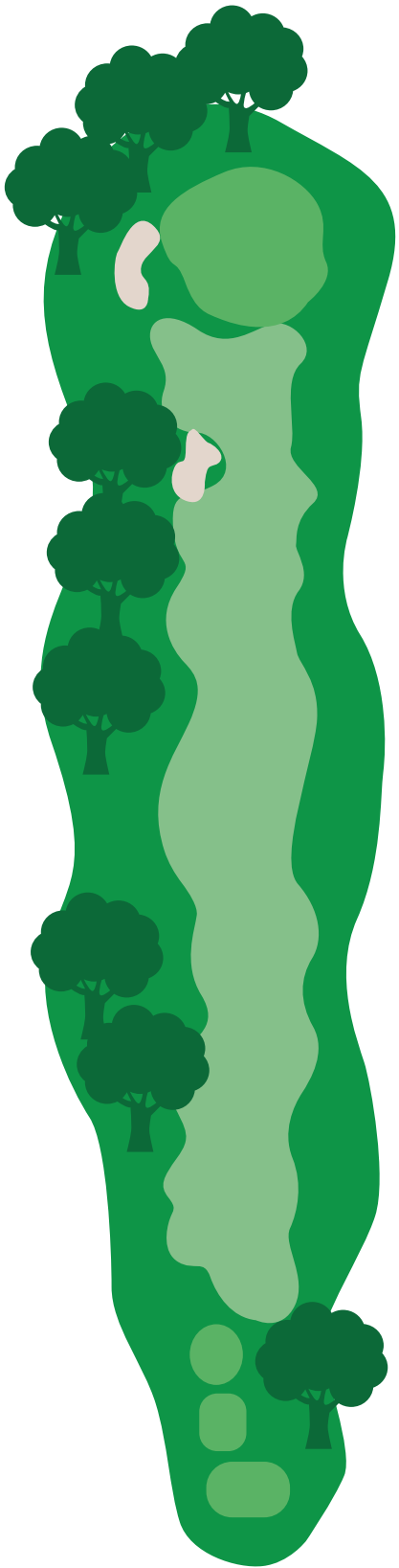
From the tee-box you will only be able to see the top of the 15 foot long flag stick. The hole sits low in a bowl shaped depression. Take aim from the large middle pine tree and make sure you have enough club to make the flag stick.

◆ 394 ◆ 363 ◆ 337




With a good drive from the tee box on this straight par 5 an iron on your second shot is not out of the question. A large relatively flat green has birdie written all over it

◆ 460 ◆ 425 ◆ 401




Large oaks line both the right and left side of this fairway making this a difficult shot off the tee. One of Ella Sharp Park’s more severely sloped greens will cause the ball to role off the green in the front right of the green. The green is quite large so you can be aggressive on your shot leading into the green. Two putts on this green are always a reward.

◆ 153 ◆ 133 ◆ 99




This straight forward par 3 has bunkers located on both the front right and left. What makes the hole difficult is the inability to see the putting surface from the tee box. Check your distances, make sure you have the right club, and hit down the center of the green.

◆ 406 ◆ 385 ◆ 334



If you keep your tee shot down the right side of the fairway a medium distance second shot to the green is a possibility. Avoid the front right bunker by hitting long. If you need to miss the green, shoot to the left side for a great up-and-down.

◆ 367 ◆ 336 ◆ 313



The long hitter can hit the two bunkers in the fairway so let up a little. From the fairway, you do not want to be long on your second shot because the green will be blind. A good shot to the center of the green will give you a birdie chance regardless of the pin placement.